

NUFARM LTD.

ISIN: AU000000NUF3

WKN: NUF

Overview

2024/05/07 15:30:02

Price

3.35 USD

Difference  -3.74% (-0.13)

General attributes

ISIN AU000000NUF3

Symbol NUF

Exchange FINRA other OTC Issues

Currency USD

Sector Chemical / Pharmaceutical / Health

Security type Stock

Market cap (m) 1,126 EUR

Benchmark MSCI WORLD INDEX (STRD, UHD)

Market data

Bid (Bid size) -

Ask (Ask size) -

Open 3.35 USD

High 3.35 USD

Low 3.35 USD

Close (prev. day) 3.48 USD

VWAP 3.35 USD

Volume (pcs) 200

Trading volume 670.00

Number of trades 2

Last size 100

Futures and Options

Related Futures -

Related Options -

5Y













Information about previous performance does not guarantee future performance.

Source: FactSet

Recent research

on sector

Date	Headline	Download
2024/06/14	 Global Equity Ratings	
2024/05/29	 Global Equity Ratings	
2024/04/26	 Global Equity Ratings	
2024/04/03	 Global Equity Ratings	
2024/03/13	 Global Equity Ratings	

Details

2024/05/07 15:30:02

Price

3.35 USD

Difference ▼ -3.74% (-0.13)

General attributes

ISIN	AU000000NUF3
Symbol	NUF
Exchange	FINRA other OTC Issues
Currency	USD
Sector	Chemical / Pharmaceutical / Health
Security type	Stock
Market cap (m)	1,126 EUR
Benchmark	MSCI WORLD INDEX (STRD, UHD)

Market data

Bid (Bid size)	-
Ask (Ask size)	-
Open	3.35 USD
High	3.35 USD
Low	3.35 USD
Close (prev. day)	3.48 USD
VWAP	3.35 USD
Volume (pcs)	200
Trading volume	670.00
Number of trades	2
Last size	100

Performance and Risk

	6m	1Y	3Y
Perf (%)	-	-	-
Perf (abs.)	-	-	-
Beta	0.42	0.52	0.18
Volatility	20.55	72.70	70.14

5Y



Information about previous performance does not guarantee future performance.
Source: FactSet

Price data

Ø price 5 days Ø volume 5 days (pcs.)	- USD (0)
Ø price 30 days Ø volume 30 days (pcs.)	3.42 USD (7)
Ø price 100 days Ø volume 100 days (pcs.)	3.47 USD (33)
Ø price 250 days Ø volume 250 days (pcs.)	3.25 USD (77)
YTD High date	3.51 USD (2024/03/25)
YTD Low date	3.35 USD (2024/05/07)
52 Weeks High date	3.73 USD (2023/07/27)
52 Weeks Low date	2.76 USD (2023/10/26)

Arbitrage views

Exchange ⊕	Date	Time	Price	Trading volume (mio.)	Number of trades
Tradegate	2024/06/14	22:02	2.98 EUR	0.00	1
Stuttgart	2024/06/17	10:32	2.86 EUR	0.00	2
Munich	2024/06/17	08:07	2.94 EUR	0.00	1
Frankfurt	2024/06/17	08:06	2.88 EUR	0.00	1
FINRA other OTC Issues	2024/05/15	15:30	3.35 USD	0.00	2

	07						
Duesseldorf	2024/06/17	08:10	2.88	EUR	0.00		1
Berlin	2024/06/17	14:58	2.94	EUR	0.00		5
Australian Securities Exchange	2024/06/17	08:10	4.77	AUD	2.99		3,159

Company profile

Company Logo



Company Profile

-

Contact Details

NUFARM

--

103-105 Pipe Road - 3026 LAVERTON
NORTH, VIC

Telefon: +61 (03) 9282 1000

Fax: +61 (03) 9282 1007

E-mail:
corporate.information@au.nufarm.com