

NITORI HOLDINGS CO LTD NPV

ISIN: JP3756100008 WKN: 9843

Overview

2024/07/17 15:43:23

Price

110.596 USD

Difference  5.22% (5.49)

General attributes

ISIN	JP3756100008
Symbol	9843
Exchange	FINRA other OTC Issues
Currency	USD
Sector	-
Security type	Stock
Market cap (m)	11,421 EUR
Benchmark	NIKKEI 225

Market data

Bid (Bid size)	-
Ask (Ask size)	-
Open	110.592 USD
High	110.596 USD
Low	110.592 USD
Close (prev. day)	105.106 USD
VWAP	110.594623 USD
Volume (pcs)	161
Trading volume	17,602.00
Number of trades	3
Last size	40

Futures and Options

Related Futures	-
Related Options	-

5Y













Information about previous performance does not guarantee future performance.

Source: FactSet

Recent research

on market

Date		Headline	Download
2024/02/22		Global Equity Ratings	
2023/10/27		Global Equity Ratings	
2023/09/29		Global Equity Ratings	
2023/09/08		Global Equity Ratings	
2023/08/22		Global Equity Ratings	

Details

2024/07/17 15:43:23

Price

110.596 USD

Difference ▲ 5.22% (5.49)

General attributes

ISIN	JP3756100008
Symbol	9843
Exchange	FINRA other OTC Issues
Currency	USD
Sector	-
Security type	Stock
Market cap (m)	11,421 EUR
Benchmark	NIKKEI 225

Market data

Bid (Bid size)	-
Ask (Ask size)	-
Open	110.592 USD
High	110.596 USD
Low	110.592 USD
Close (prev. day)	105.106 USD
VWAP	110.594623 USD
Volume (pcs)	161
Trading volume	17,602.00
Number of trades	3
Last size	40

Performance and Risk

	6m	1Y	3Y
Perf (%)	-19.46%	-15.92%	-43.47%
Perf (abs.)	-25.40	-19.89	-80.81
Beta	0.38	0.49	0.59
Volatility	58.45	54.23	45.94

5Y



Information about previous performance does not guarantee future performance.
Source: FactSet

Price data

Ø price 5 days Ø volume 5 days (pcs.)	104.736 USD (386)
Ø price 30 days Ø volume 30 days (pcs.)	105.798 USD (354)
Ø price 100 days Ø volume 100 days (pcs.)	130.232 USD (898)
Ø price 250 days Ø volume 250 days (pcs.)	123.205 USD (926)
YTD High date	164.846 USD (2024/03/12)
YTD Low date	97.530 USD (2024/07/08)
52 Weeks High date	164.846 USD (2024/03/12)
52 Weeks Low date	96.121 USD (2023/11/17)

Arbitrage views

Exchange 📍	Date	Time	Price	Trading volume (mio.)	Number of trades
Tokyo Stock Exchange	2024/07/17	08:00	17,230.00 JPY	124.78	1,993
Sapporo Stock Exchange	2023/09/07	03:59	17,700.00 JPY	0.02	1
FINRA other OTC Issues	2024/07/17	15:43	110.596 USD	0.02	3

Company profile

Company Logo

Contact Details

NITORI

--

Telefon: -

Fax: -

E-mail: -

Company Profile

-