

KLÉPIERRE S.A.

ISIN: **FR0000121964** WKN: **12196**

Overview

2024/08/27 18:03:47

Price
29.9321 USDDifference  1.12% (0.33)

General attributes

ISIN FR0000121964
 Symbol LI
 Exchange FINRA other OTC Issues
 Currency USD
 Sector Other
 Security type Stock
 Market cap (m) 7,814 EUR
 Benchmark CAC 40 INDEX

Market data

Bid (Bid size) -
 Ask (Ask size) -
 Open 29.9321 USD
 High 29.9321 USD
 Low 29.9321 USD
 Close (prev. day) 29.60 USD
 VWAP 29.9321 USD
 Volume (pcs) 300
 Trading volume 8,979.63
 Number of trades 1
 Last size 300

Futures and Options







Related Futures 39
 Related Options -

5Y



Information about previous performance does not guarantee future performance.
 Source: FactSet

Recent research

on sector		on market	
Date		Headline	Download
2024/08/12		Global Equity Ratings	
2024/07/24		Global Equity Ratings	
2024/07/12		Global Equity Ratings	
2024/06/21		Global Equity Ratings	
2024/06/14		Global Equity Ratings	

Details

2024/08/27 18:03:47

Price

29.9321 USD

Difference ▲ 1.12% (0.33)

General attributes

ISIN	FR0000121964
Symbol	LI
Exchange	FINRA other OTC Issues
Currency	USD
Sector	Other
Security type	Stock
Market cap (m)	7,814 EUR
Benchmark	CAC 40 INDEX

Market data

Bid (Bid size)	-
Ask (Ask size)	-
Open	29.9321 USD
High	29.9321 USD
Low	29.9321 USD
Close (prev. day)	29.60 USD
VWAP	29.9321 USD
Volume (pcs)	300
Trading volume	8,979.63
Number of trades	1
Last size	300

Performance and Risk

	6m	1Y	3Y
Perf (%)	-	-	-
Perf (abs.)	-	-	-
Beta	0.54	0.65	0.97
Volatility	22.59	22.02	33.28

5Y



Information about previous performance does not guarantee future performance.
Source: FactSet

Price data

Ø price 5 days Ø volume 5 days (pcs.)	29.9321 USD (64)
Ø price 30 days Ø volume 30 days (pcs.)	28.9112 USD (295)
Ø price 100 days Ø volume 100 days (pcs.)	27.5005 USD (310)
Ø price 250 days Ø volume 250 days (pcs.)	26.0209 USD (705)
YTD High date	29.9321 USD (2024/08/27)
YTD Low date	24.0400 USD (2024/02/14)
52 Weeks High date	29.9321 USD (2024/08/27)
52 Weeks Low date	22.7300 USD (2023/10/20)

All listings for KLÉPIERRE S.A.

Exchange ⊕	Date	Time	Price	Trading volume (mio.)	Number of trades
Tradegate	2024/09/03	16:00	27.30 EUR	0.01	2
Stuttgart	2024/09/03	15:33	27.26 EUR	0.00	6
Munich	2024/09/03	08:00	27.18 EUR	0.00	1
London Stock Exchange European Trade Reporting	2024/09/03	08:59	27.26 EUR	0.00	1

Frankfurt	2024/ 09/03	14:45	27.20 EUR	0.00	5
FINRA other OTC Issues	2024/ 08/27	18:03	29.9321 USD	0.01	1
Euronext Paris	2024/ 09/03	16:16	27.28 EUR	3.42	596
Euronext Milan MTF Trading After Hours	-	-	-	0.00	-
Duesseldorf	2024/ 09/03	16:00	27.26 EUR	0.00	3
Berlin	2024/ 09/03	15:44	27.32 EUR	0.00	10

Company profile

Company Logo



Contact Details

KLÉPIERRE SA

--

21 avenue Kléber - 75116 Paris

Telefon: +33 (0)1 40 67 57 40

Fax: +33 (0)1 40 67 55 62

E-mail: soline.roulon@klepierre.com

Company Profile

-

Members of Management Board

Jean-Marc Jestin Chairman of Managing Board

Benat Ortega Member of Executive Committee

Jean-Michel Gault Member of Executive Committee

Board of directors

David Simon Chairman of Supervisory Board

Béatrice de Clermont Tonnerre Member of Supervisory Board

Catherine Simoni Member of Supervisory Board

Florence von Erb Member of Supervisory Board

John Carrafiell Member of Supervisory Board

Robert Fowlds Member of Supervisory Board

Stanley Shashoua Member of Supervisory Board

Steven Fivel Member of Supervisory Board