

JFE HOLDINGS INC.

ISIN: JP3386030005 WKN: 5411

Overview

2024/06/20 20:33:38

Price
14.26 USDDifference  -3.78% (-0.56)

General attributes

ISIN	JP3386030005
Symbol	5411
Exchange	FINRA other OTC Issues
Currency	USD
Sector	-
Security type	Stock
Market cap (m)	8,620 EUR
Benchmark	NIKKEI 225

Market data

Bid (Bid size)	-
Ask (Ask size)	-
Open	14.26 USD
High	14.26 USD
Low	14.26 USD
Close (prev. day)	14.82 USD
VWAP	14.08 USD
Volume (pcs)	200
Trading volume	2,816.00
Number of trades	2
Last size	100

Futures and Options





Related Futures	-
Related Options	-

5Y



Information about previous performance does not guarantee future performance.
Source: FactSet

Recent research

on market			
Date		Headline	Download
2024/02/22		Global Equity Ratings	
2023/10/27		Global Equity Ratings	
2023/09/29		Global Equity Ratings	
2023/09/08		Global Equity Ratings	
2023/08/22		Global Equity Ratings	

Details

2024/06/20 20:33:38

Price

14.26 USD

Difference ▼ -3.78% (-0.56)

General attributes

ISIN	JP3386030005
Symbol	5411
Exchange	FINRA other OTC Issues
Currency	USD
Sector	-
Security type	Stock
Market cap (m)	8,620 EUR
Benchmark	NIKKEI 225

Market data

Bid (Bid size)	-
Ask (Ask size)	-
Open	14.26 USD
High	14.26 USD
Low	14.26 USD
Close (prev. day)	14.82 USD
VWAP	14.08 USD
Volume (pcs)	200
Trading volume	2,816.00
Number of trades	2
Last size	100

Performance and Risk

	6m	1Y	3Y
Perf (%)	+0.00%	+3.22%	-
Perf (abs.)	+0.00	+0.45	-
Beta	0.65	0.74	0.87
Volatility	39.92	32.11	44.97

5Y



Information about previous performance does not guarantee future performance.
Source: FactSet

Price data

Ø price 5 days Ø volume 5 days (pcs.)	- USD (-)
Ø price 30 days Ø volume 30 days (pcs.)	14.54 USD (11)
Ø price 100 days Ø volume 100 days (pcs.)	15.18 USD (51)
Ø price 250 days Ø volume 250 days (pcs.)	14.97 USD (71)
YTD High date	17.16 USD (2024/03/08)
YTD Low date	14.26 USD (2024/06/20)
52 Weeks High date	17.16 USD (2024/03/08)
52 Weeks Low date	13.47 USD (2023/10/27)

All listings for JFE HOLDINGS INC.

Exchange	Date	Time	Price	Trading volume (mio.)	Number of trades
Tradegate	2024/06/26	15:13	13.40 EUR	0.01	3
Tokyo Stock Exchange	2024/06/26	08:00	2,305.50 JPY	103.29	4,670
Stuttgart	2024/06/26	08:07	13.30 EUR	0.00	1
Frankfurt	2024/06/26	08:02	13.30 EUR	0.00	1
FINRA other OTC	2024/06/20	20:33	14.26 USD	0.00	2

Issues	20					
Duesseldorf	2024/06/ 26	12:30	13.20 EUR	0.00		2

Company profile

Company Logo



Company Profile

-

Contact Details

JFE HOLDINGS

--

1-1-2, Marunouchi, Chiyoda-ku - 100-8202
Tokyo

Telefon: 03-3217-4049

Fax: 03-3214-6111

E-mail: -