

## COLOPLAST A/S SER. B

ISIN: **DK0060448595** WKN: -

## Overview

2024/04/19 16:40:24

Price  
129.18 USDDifference  0.99% (1.27)

## General attributes

ISIN	DK0060448595
Symbol	COLO B
Exchange	FINRA other OTC Issues
Currency	USD
Sector	Chemical / Pharmaceutical / Health
Security type	Stock
Market cap (m)	25,073 EUR
Benchmark	OMX COPENHAGEN 20

## Market data

Bid (Bid size)	-
Ask (Ask size)	-
Open	129.18 USD
High	129.18 USD
Low	129.18 USD
Close (prev. day)	127.9125 USD
VWAP	129.18 USD
Volume (pcs)	2
Trading volume	258.36
Number of trades	1
Last size	2

## Futures and Options

Related Futures	13
Related Options	-

## PDF Downloads

Company report: COLOPLAST A/S SER. B 

5Y













Information about previous performance does not guarantee future performance.  
Source: FactSet

## Recent research

on instrument

on sector

Date		Headline	Download
2023/10/27		Global Equity Ratings	
2023/09/29		Global Equity Ratings	
2023/09/08		Global Equity Ratings	
2023/08/22		Global Equity Ratings	
2023/08/17		Global Equity Ratings	

## Details

2024/04/19 16:40:24

## Price

129.18 USD

Difference ▲ 0.99% (1.27)

## General attributes

ISIN	DK0060448595
Symbol	COLO B
Exchange	FINRA other OTC Issues
Currency	USD
Sector	Chemical / Pharmaceutical / Health
Security type	Stock
Market cap (m)	25,073 EUR
Benchmark	OMX COPENHAGEN 20

## Market data

Bid (Bid size)	-
Ask (Ask size)	-
Open	129.18 USD
High	129.18 USD
Low	129.18 USD
Close (prev. day)	127.9125 USD
VWAP	129.18 USD
Volume (pcs)	2
Trading volume	258.36
Number of trades	1
Last size	2

## Performance and Risk

	6m	1Y	3Y
Perf (%)	-	-	-18.42%
Perf (abs.)	-	-	-29.17
Beta	0.52	0.39	0.66
Volatility	58.94	45.33	50.44

5Y



Information about previous performance does not guarantee future performance.  
Source: FactSet

## Price data

Ø price 5 days   Ø volume 5 days (pcs.)	127.71 USD (232)
Ø price 30 days   Ø volume 30 days (pcs.)	132.72 USD (614)
Ø price 100 days   Ø volume 100 days (pcs.)	124.90 USD (385)
Ø price 250 days   Ø volume 250 days (pcs.)	121.12 USD (190)
YTD High   date	143.15 USD (2024/03/07)
YTD Low   date	108.33 USD (2024/01/25)
52 Weeks High   date	145.05 USD (2023/05/01)
52 Weeks Low   date	99.78 USD (2023/10/26)

## Arbitrage views

Exchange	Date	Time	Price	Trading volume (mio.)	Number of trades
Xetra	2024/04/19	17:35	120.75 EUR	0.00	1
Vienna Stock Exchange	2024/04/19	17:32	120.65 EUR	0.00	2
Tradegate	2024/04/19	22:26	120.90 EUR	0.28	24
Stuttgart	2024/04/19	14:05	120.05 EUR	0.00	4
SIX Swiss Exchange	2020/	17:36	111.00 CHF	0.00	1

	04/09					
Nasdaq Copenhagen	2024/ 04/19	16:59	906.00 DKK	158.99		2,339
Munich	2024/ 04/19	08:14	120.00 EUR	0.00		2
London Stock Exchange European Trade Reporting	2024/ 04/19	16:55	904.20 DKK	0.03		4
Hanover	2024/ 04/19	08:00	118.65 EUR	0.00		3
Frankfurt	2024/ 04/19	08:05	118.70 EUR	0.00		2
FINRA other OTC Issues	2024/ 04/19	16:40	129.18 USD	0.00		1
Duesseldorf	2024/ 04/19	19:31	120.30 EUR	0.00		7
Berlin	2024/ 04/19	21:52	120.85 EUR	0.00		17

## Company profile

### Company Logo



### Contact Details

COLOPLAST A/S

--

Holtedam 1-3 - 3050 Humlebaek

Telefon: +45-49-11-11-11

Fax: +

E-mail: -

### PDF Downloads

Company report: COLOPLAST A/S  
SER. B

### Company Profile

Coloplast A/S engages in the developing, manufacture, and markets medical products. It operates through the following segments: Chronic Care, Voice and Respiratory Care, Interventional Urology, Advanced Wound Dressings, and Biologics. The Chronic Care segment covers the sale of ostomy care products and continence care products. The Voice and Respiratory Care segment refers to the sale of laryngectomy and tracheostomy products. The Interventional Urology segment includes the sale of urological products, including disposable products. The Advanced Wound Dressings segment focuses on the sale of wound and skin care products. The Biologics segment represents a new segment covering the sale of tissue-based products. The company was founded by Aage Louis-Hansen and Johanne Louise-Hansen in 1954 and is headquartered in Humlebaek, Denmark.

### Members of Management Board

Kristian Villumsen	Chairman of Managing Board
Allan Rasmussen	Member of Executive Committee
Anders Lonning-Skovgaard	Member of Executive Committee
Dorthe Ronnau	Member of Executive Committee
Nicolai Buhl Andersen	Member of Executive Committee
Paul Marcun	Member of Executive Committee

### Board of directors

Lars Søren Rasmussen	Chairman of Supervisory Board
Annette Brüls	Member of Supervisory Board
Carsten Hellmann	Member of Supervisory Board
Jette Nygaard-Andersen	Member of Supervisory Board
Marianne Wiinholt	Member of Supervisory Board
Niels Peter Louis-Hansen	Member of Supervisory Board
Nikolaj Kyhe Gundersen	Member of Supervisory Board
Roland Vendelbo Pedersen	Member of Supervisory Board
Thomas Barfod	Member of Supervisory Board