

AMP LTD.

ISIN: AU000000AMP6

WKN: AMP

Overview

2024/04/19 20:42:00

Price
0.661 USDDifference  5.81% (0.04)

General attributes

ISIN	AU000000AMP6
Symbol	AMP
Exchange	FINRA other OTC Issues
Currency	USD
Sector	Financial
Security type	Stock
Market cap (m)	1,775 EUR
Benchmark	ASX ALL ORDINARIES INDEX

Market data

Bid (Bid size)	-
Ask (Ask size)	-
Open	0.661 USD
High	0.661 USD
Low	0.661 USD
Close (prev. day)	0.6247 USD
VWAP	0.661 USD
Volume (pcs)	200
Trading volume	132.20
Number of trades	1
Last size	200

Futures and Options

Related Futures	-
Related Options	879

5Y












Information about previous performance does not guarantee future performance.

Source: FactSet

Recent research

on sector

Date	Headline	Download
2024/04/19	 Akciové trhy - denní zpráva	
2024/04/18	 Akciové trhy - denní zpráva	
2024/04/17	 Akciové trhy - denní zpráva	
2024/04/16	 Akciové trhy - denní zpráva	
2024/04/15	 Akciové trhy - denní zpráva	

Details

2024/04/19 20:42:00

Price

0.661 USD

Difference ▲ 5.81% (0.04)

General attributes

ISIN	AU000000AMP6
Symbol	AMP
Exchange	FINRA other OTC Issues
Currency	USD
Sector	Financial
Security type	Stock
Market cap (m)	1,775 EUR
Benchmark	ASX ALL ORDINARIES INDEX

Market data

Bid (Bid size)	-
Ask (Ask size)	-
Open	0.661 USD
High	0.661 USD
Low	0.661 USD
Close (prev. day)	0.6247 USD
VWAP	0.661 USD
Volume (pcs)	200
Trading volume	132.20
Number of trades	1
Last size	200

Performance and Risk

	6m	1Y	3Y
Perf (%)	-	-	-
Perf (abs.)	-	-	-
Beta	1.04	1.14	1.17
Volatility	124.65	133.00	104.11

5Y



Information about previous performance does not guarantee future performance.

Source: FactSet

Price data

Ø price 5 days Ø volume 5 days (pcs.)	- USD (-)
Ø price 30 days Ø volume 30 days (pcs.)	- USD (-)
Ø price 100 days Ø volume 100 days (pcs.)	0.636 USD (19)
Ø price 250 days Ø volume 250 days (pcs.)	0.661 USD (44)
YTD High date	0.661 USD (2024/04/19)
YTD Low date	0.625 USD (2024/02/13)
52 Weeks High date	0.800 USD (2023/09/12)
52 Weeks Low date	0.579 USD (2023/11/16)

Arbitrage views

Exchange ⊕	Date	Time	Price	Trading volume (mio.)	Number of trades
Tradegate	2024/04/19	22:02	0.66 EUR	0.00	1
Stuttgart	2024/04/19	08:05	0.64 EUR	0.00	3
Munich	2024/04/19	08:14	0.67 EUR	0.00	2
Frankfurt	2024/04/19	08:06	0.64 EUR	0.00	2
FINRA other OTC	2024/04/19	20:42	0.661 USD	0.00	1

Issues	19					
Duesseldorf	2024/04/ 19	08:10	0.635 EUR	0.00		3
Berlin	2024/04/ 19	08:15	0.64 EUR	0.00		2
Australian Securities Exchange	2024/04/ 19	08:10	1.085 AUD	11.99		3,624

Company profile

Company Logo



Contact Details

AMP LTD.

--

Level 24, Alfred Street 33 2000 Sydney,
NSW

Telefon: +61 2 9257 5000

Fax: +61 2 9257 7178

E-mail: -

Company Profile

-

Members of Management Board

Alexis George Chairman of Managing Board

Blair Vernon Member of Executive Committee

David Cullen Member of Executive Committee

Helen Livesey Member of Executive Committee

James Georgeson Member of Executive Committee

Phil Pakes Member of Executive Committee

Scott Hartley Member of Executive Committee

Sean O'Malley Member of Executive Committee

Shawn Johnson Member of Executive Committee

Board of directors

Michael Hirst Chairman of Supervisory Board

Andrea Slattery Member of Supervisory Board

Andrew Best Member of Supervisory Board

Anna Leibel Member of Supervisory Board

Kathleen Bailey-Lord Member of Supervisory Board

Michael Sammells Member of Supervisory Board

Rahoul Chowdry Member of Supervisory Board