

PALADIN ENERGY LTD.

ISIN: AU000000PDN8 WKN: PDN

Overview

2024/07/23 08:00:27

Price

7.424 EUR

Difference  -3.56% (-0.27)

General attributes

ISIN AU000000PDN8

Symbol PDN

Exchange Munich

Currency EUR

Sector Energy / Commodities

Security type Stock

Market cap (m) 2,196 EUR

Benchmark ASX ALL ORDINARIES INDEX

Market data

Bid (Bid size) 7.292 EUR (500)

Ask (Ask size) 7.434 EUR (500)

Open 7.424 EUR

High 7.424 EUR

Low 7.424 EUR

Close (prev. day) 7.698 EUR

VWAP 8.122 EUR

Volume (pcs) 0

Trading volume 0.00

Number of trades 1

Last size 0

Futures and Options

Related Futures -

Related Options 1,084





5Y



Information about previous performance does not guarantee future performance.
Source: FactSet

Recent research

on sector

Date	Headline	Download
2024/07/23	 Akciové trhy - denní zpráva	
2024/07/22	 Akciové trhy - denní zpráva	
2024/07/19	 Akciové trhy - denní zpráva	
2024/07/18	 Akciové trhy - denní zpráva	
2024/07/17	 Akciové trhy - denní zpráva	

Details

2024/07/23 08:00:27

Price

7.424 EUR

Difference 📉 -3.56% (-0.27)

General attributes

ISIN	AU000000PDN8
Symbol	PDN
Exchange	Munich
Currency	EUR
Sector	Energy / Commodities
Security type	Stock
Market cap (m)	2,196 EUR
Benchmark	ASX ALL ORDINARIES INDEX

Market data

Bid (Bid size)	7.292 EUR (500)
Ask (Ask size)	7.434 EUR (500)
Open	7.424 EUR
High	7.424 EUR
Low	7.424 EUR
Close (prev. day)	7.698 EUR
VWAP	8.122 EUR
Volume (pcs)	0
Trading volume	0.00
Number of trades	1
Last size	0

Performance and Risk

	6m	1Y	3Y
Perf (%)	+8.73%	+67.75%	+174.44%
Perf (abs.)	+0.62	+3.11	+4.89
Beta	1.53	1.12	2.01
Volatility	47.98	41.52	54.75



Information about previous performance does not guarantee future performance.
Source: FactSet

Price data

Ø price 5 days Ø volume 5 days (pcs.)	7.980 EUR (100)
Ø price 30 days Ø volume 30 days (pcs.)	8.218 EUR (95)
Ø price 100 days Ø volume 100 days (pcs.)	8.632 EUR (63)
Ø price 250 days Ø volume 250 days (pcs.)	7.067 EUR (78)
YTD High date	10.800 EUR (2024/05/21)
YTD Low date	6.130 EUR (2024/01/02)
52 Weeks High date	10.800 EUR (2024/05/21)
52 Weeks Low date	4.462 EUR (2023/08/17)

Arbitrage views

Exchange 📍	Date	Time	Price	Trading volume (mio.)	Number of trades
Tradegate	2024/07/23	13:54	7.292 EUR	0.01	8
Stuttgart	2024/07/23	10:32	7.292 EUR	0.00	2
Munich	2024/07/23	08:00	7.424 EUR	0.00	1
Hamburg	2024/07/23	08:01	7.516 EUR	0.00	1
Frankfurt	2024/07/23	08:10	7.29 EUR	0.00	2

	23					
FINRA other OTC Issues	2024/07/22	21:38	8.375 USD	0.20		39
Duesseldorf	2024/07/23	12:30	7.29 EUR	0.00		3
Berlin	2024/07/23	13:10	7.362 EUR	0.00		4
Australian Securities Exchange	2024/07/23	08:10	12.05 AUD	28.89		10,957

Company profile

Company Logo



Company Profile

-

Contact Details

PALADIN ENERGY LTD.

--

Grand Central, 1st Floor, Railway Road 26
6008 Subiaco, WA

Telefon: +61 (8) 9381 4366

Fax: +61 (8) 9381 4978

E-mail: paladin@paladinenergy.com.au