

ELINOIL S.A. EUR0.50 (CR)

ISIN: **GRS477003008** WKN: -

Overview

2024/09/18 16:10:12

5Y

Price

2.01 EUR

Difference  -0.50% (-0.01)

General attributes

ISIN	GRS477003008
Symbol	ELIN
Exchange	Athens Stock Exchange
Currency	EUR
Sector	-
Security type	Stock
Market cap (m)	52 EUR
Benchmark	GREECE

Market data

Bid (Bid size)	2.01 EUR (2,365)
Ask (Ask size)	- EUR (90)
Open	2.02 EUR
High	2.03 EUR
Low	1.97 EUR
Close (prev. day)	2.02 EUR
VWAP	2.012521 EUR
Volume (pcs)	5,081
Trading volume	10,225.62
Number of trades	24
Last size	-










Futures and Options

Related Futures	-
Related Options	-



Information about previous performance does not guarantee future performance.
Source: FactSet

Recent research

on market		
Date	Headline	Download
2024/09/11	 Global Equity Ratings	
2024/08/12	 Global Equity Ratings	
2024/07/03	 Global Strategy 3Q 2024	
2024/06/21	 Global Equity Ratings	
2024/06/14	 Global Equity Ratings	

Details

2024/09/18 16:10:12

Price

2.01 EUR

Difference ▼ -0.50% (-0.01)

General attributes

ISIN	GRS477003008
Symbol	ELIN
Exchange	Athens Stock Exchange
Currency	EUR
Sector	-
Security type	Stock
Market cap (m)	52 EUR
Benchmark	GREECE

Market data

Bid (Bid size)	2.01 EUR (2,365)
Ask (Ask size)	- EUR (90)
Open	2.02 EUR
High	2.03 EUR
Low	1.97 EUR
Close (prev. day)	2.02 EUR
VWAP	2.012521 EUR
Volume (pcs)	5,081
Trading volume	10,225.62
Number of trades	24
Last size	-

Performance and Risk

	6m	1Y	3Y
Perf (%)	-26.10%	-20.55%	+5.79%
Perf (abs.)	-0.71	-0.52	+0.11
Beta	-	-	-
Volatility	30.22	34.81	34.41

5Y



Information about previous performance does not guarantee future performance.
Source: FactSet

Price data

Ø price 5 days Ø volume 5 days (pcs.)	2.03 EUR (5,083)
Ø price 30 days Ø volume 30 days (pcs.)	2.09 EUR (5,202)
Ø price 100 days Ø volume 100 days (pcs.)	2.24 EUR (8,166)
Ø price 250 days Ø volume 250 days (pcs.)	2.33 EUR (6,651)
YTD High date	2.94 EUR (2024/03/11)
YTD Low date	1.91 EUR (2024/08/06)
52 Weeks High date	2.94 EUR (2024/03/11)
52 Weeks Low date	1.91 EUR (2024/08/06)

All listings for ELINOIL S.A. EUR0.50 (CR)

Exchange	Date	Time	Price	Trading volume (mio.)	Number of trades
Stuttgart	2024/09/18	15:30	1.895 EUR	0.00	5
London Stock Exchange	2018/05/18	18:03	1.60 EUR	0.00	1
Frankfurt	2024/09/18	08:20	1.975 EUR	0.00	1
Berlin	2024/09/18	17:45	2.01 EUR	0.00	8
Athens Stock	2024/09/18	16:10	2.01 EUR	0.01	24

Company profile

Company Logo

Contact Details

ELINOIL S.A.

--

Telefon: -

Fax: -

E-mail: -

Company Profile

-