


HSBC HOLDINGS PLC

ISIN: **GB0005405286** WKN: -

Overview

2024/09/18 12:44:33	
Price	7.896 EUR
Difference	 -0.33% (-0.03)

General attributes	
ISIN	GB0005405286
Symbol	5
Exchange	Tradegate
Currency	EUR
Sector	Financial
Security type	Stock
Market cap (m)	144,211 EUR
Benchmark	FTSE 100

Market data	
Bid (Bid size)	7.837 EUR (1,100)
Ask (Ask size)	7.976 EUR (1,100)
Open	7.99 EUR
High	7.99 EUR
Low	7.885 EUR
Close (prev. day)	7.922 EUR
VWAP	7.9033 EUR
Volume (pcs)	6,770
Trading volume	53,505.35
Number of trades	16
Last size	400











Futures and Options	
Related Futures	24
Related Options	-

PDF Downloads	
Company report: HSBC HOLDINGS PLC	




Information about previous performance does not guarantee future performance.
Source: FactSet

Recent research

on instrument		on sector	
Date		Headline	Download
2024/09/11		Global Equity Ratings	
2024/09/05		Global Equity Ratings	
2024/08/12		Global Equity Ratings	
2024/07/24		Global Equity Ratings	
2024/07/12		Global Equity Ratings	

Details

2024/09/18 12:44:33		
Price	7.896 EUR	
Difference		-0.33% (-0.03)

General attributes	
ISIN	GB0005405286
Symbol	5
Exchange	Tradegate
Currency	EUR
Sector	Financial
Security type	Stock
Market cap (m)	144,211 EUR
Benchmark	FTSE 100

Market data	
Bid (Bid size)	7.837 EUR (1,100)
Ask (Ask size)	7.976 EUR (1,100)
Open	7.99 EUR
High	7.99 EUR
Low	7.885 EUR
Close (prev. day)	7.922 EUR
VWAP	7.9033 EUR
Volume (pcs)	6,770
Trading volume	53,505.35
Number of trades	16
Last size	400

Performance and Risk			
	6m	1Y	3Y
Perf (%)	+11.58%	+7.05%	+77.03%
Perf (abs.)	+0.82	+0.52	+3.45
Beta	-	-	-
Volatility	22.29	23.64	28.59



Information about previous performance does not guarantee future performance.
Source: FactSet

Price data	
Ø price 5 days Ø volume 5 days (pcs.)	7.870 EUR (19,608)
Ø price 30 days Ø volume 30 days (pcs.)	7.798 EUR (21,896)
Ø price 100 days Ø volume 100 days (pcs.)	8.025 EUR (25,811)
Ø price 250 days Ø volume 250 days (pcs.)	7.580 EUR (29,149)
YTD High date	8.550 EUR (2024/05/14)
YTD Low date	6.770 EUR (2024/03/11)
52 Weeks High date	8.550 EUR (2024/05/14)
52 Weeks Low date	6.721 EUR (2023/10/30)

All listings for HSBC HOLDINGS PLC					
Exchange 	Date	Time	Price	Trading volume (mio.)	Number of trades
Xetra	2024/09/18	13:02	7.90 EUR	0.20	37
Tradegate	2024/09/18	12:44	7.896 EUR	0.05	16
Stuttgart	2024/09/18	10:44	7.902 EUR	0.01	6
Munich	2024/09/18	08:00	7.917 EUR	0.00	1
London Stock	2024/09/18	13:02	659.60 GBp	1,036.09	1,780

Exchange	18					
Hong Kong Stock Exchange	2024/09/17	10:08	68.15 HKD	-	-	
Hanover	2024/09/18	08:01	7.854 EUR	0.00		1
Hamburg	2024/09/18	08:01	7.854 EUR	0.00		1
Frankfurt	2024/09/18	10:51	7.925 EUR	0.03		3
FINRA other OTC Issues	2024/09/17	18:18	8.76 USD	0.13		12
Duesseldorf	2024/09/18	12:32	7.928 EUR	0.01		4
Berlin	2024/09/18	08:08	7.854 EUR	0.00		1

Company profile

Company Logo



Contact Details

HSBC HOLDINGS PLC

--

8 Canada Square - E14 5HQ London

Telefon: +44-20-7991-8888

Fax: +44-20-7991-4880

E-mail: hsbc@hsbc.com

PDF Downloads

Company report: HSBC HOLDINGS PLC



Company Profile

HSBC Holdings Plc engages in the provision of banking and financial services. It operates through the following business segments: Retail Banking and Wealth Management, Commercial Banking, Global Banking and Markets, Global Private Banking, and Corporate Centre. The Retail Banking and Wealth Management segment consists of retail banking, wealth management, asset management, and insurance. The Commercial Banking segment offers banking products and services. The Global Banking and Markets segment includes transaction banking, financing, advisory, capital markets, and risk management services. The Global Private Banking offers transaction banking, financing, advisory, capital markets and risk management services to high-net-worth individuals and families. The Corporate Centre segment involves in central treasury, including balance sheet management, other legacy businesses, interests in associates and joint ventures, central stewardship costs and the UK bank levy. The company was founded on January 1, 1959 and is headquartered in London, the United Kingdom.

Members of Management Board

Noel Quinn	Chairman of Managing Board
Aileen Taylor	Member of Executive Committee
Barry O'Byrne	Member of Executive Committee
Bob Hoyt	Member of Executive Committee
Celine Herweijer	Member of Executive Committee
Colin Bell	Member of Executive Committee
David Liao	Member of Executive Committee
Elaine Arden	Member of Executive Committee
Georges Elhedery	Member of Executive Committee
Greg Guyett	Member of Executive Committee
Ian Stuart	Member of Executive Committee
John M. Hinshaw	Member of Executive Committee
Jonathan Calvert-Davies	Member of Executive Committee
Michael Roberts	Member of Executive Committee
Nuno Matos	Member of Executive Committee
Pam Kaur	Member of Executive Committee
Stephen Moss	Member of Executive Committee
Steve John	Member of Executive Committee

Board of directors

Mark Tucker	Chairman of Supervisory Board
José Antonio Meade Kuribeffa	Member of Supervisory Board
Ann Godbehere	Member of Supervisory Board
Brendan Nelson	Member of Supervisory Board
Carolyn Fairbairn	Member of Supervisory Board
Eileen Murray	Member of Supervisory Board
Geraldine Buckingham	Member of Supervisory Board
James Forese	Member of Supervisory Board
Kalpana Morparia	Member of Supervisory Board
Rachel Duan	Member of Supervisory Board
Steven Guggenheimer	Member of Supervisory Board
Swee Lian Teo	Member of Supervisory Board

Surendra Rosha Member of Executive
Committee