

ATX AUSTRIAN TRADED INDEX

ISIN: **AT0000999982** WKN: -

Overview

2024/10/10 17:50:02

Price

3,604.23 EURDifference  -0.19% (-6.71)

General attributes

ISIN AT0000999982

Symbol ATX

Country Austria

Instruments in index 20

Type of index Price Index

Security type Index

Market data

Open 3,610.94 EUR

High 3,622.54 EUR

Low 3,593.16 EUR

Close (prev. day) 3,610.94 EUR

Trading volume (m) 2,664,778

Volume (pcs) 88,382,250

5Y



Information about previous performance does not guarantee future performance.

Source: FactSet

Top 5

Name 	Price	+ - (%) 	Trend 
RAIFFEISEN...	18.20	+3.00	
VIENNA INS...	29.25	+1.56	
OMV AG	39.14	+0.98	
IMMOFINANZ...	17.12	+0.94	
ERSTE GROU...	49.22	+0.57	











Intraday 1W 1M 6m 1Y 3Y

Flop 5

Name 	Price	+ - (%) 	Trend 
LENZING AG	32.70	-4.11	
VOESTALPIN...	20.68	-3.09	
DO & CO AG	149.00	-2.36	
ANDRITZ AG	63.45	-2.01	
MAYR-MELNH...	84.30	-1.75	

Intraday 1W 1M 6m 1Y 3Y

Recent research

on market		
Date	Headline	Download
2024/10/09	 Credit Markets Weekly	
2024/10/08	 Global Strategy 4Q 2024	
2024/10/04	 AT: WIFO and IHS expect recession in 2024	
2024/10/04	 Week Ahead	
2024/10/02	 Credit Markets Weekly	

Futures and Options

Related Futures 3

Related Options -

Details

2024/10/10 17:50:02

Price

3,604.23 EUR

Difference

**-0.19%** (-6.71)

General attributes

ISIN AT0000999982

Symbol ATX

Country Austria

Security type Index

Instruments in index 20

Market data

Open 3,610.94 EUR

High 3,622.54 EUR

Low 3,593.16 EUR

Close (prev. day) 3,610.94 EUR

Trading volume (m) 2,664,778

Volume (pcs) 88,382,250

Performance and Risk

	6m	1Y	3Y
Perf (%)	+1.09%	+14.41%	-2.30%
Perf (abs.)	+39.01	+453.92	-84.96
Beta	-	-	-
Volatility	13.46	12.12	19.82



Information about previous performance does not guarantee future performance.

Source: FactSet

Price data

Ø price 5 days Ø volume 5 days (pcs.)	3,602.60 EUR (2,480,693)
Ø price 30 days Ø volume 30 days (pcs.)	3,616.34 EUR (5,255,584)
Ø price 100 days Ø volume 100 days (pcs.)	3,635.69 EUR (4,335,072)
Ø price 250 days Ø volume 250 days (pcs.)	3,497.09 EUR (3,750,788)
YTD High date	3,777.78 EUR (2024/05/23)
YTD Low date	3,305.62 EUR (2024/01/17)
52 Weeks High date	3,777.78 EUR (2024/05/23)
52 Weeks Low date	3,006.71 EUR (2023/10/27)

Composition

Name  ISIN	Price	Diff %  Diff +/-	Performance 	Date Time	Turnover Pc.  Turnover Money 
ANDRITZ AG AT0000730007	63.45	-2.01% -1.30		24/10/10 17:35:14	80,396 5,110,830.95
AT&S AUSTRIA TECHN.&SYSTE... AT0000969985	21.06	-1.13% -0.24		24/10/10 17:38:25	25,475 538,150.84
BAWAG GROUP AG AT0000BAWAG2	68.75	-0.36% -0.25		24/10/10 17:35:19	171,453 11,787,368.15
CA IMMOBILIEN ANLAGEN AG AT0000641352	25.82	0.16% 0.04		24/10/10 17:35:13	119,835 3,090,440.24
DO & CO AG AT0000818802	149.00	-2.36% -3.60		24/10/10 17:35:12	7,358 1,099,199.60
ERSTE GROUP BANK AG AT0000652011	49.22	0.57% 0.28		24/10/10 17:35:09	416,271 20,476,281.42
EVN AG AT0000741053	26.60	-1.48% -0.40		24/10/10 17:35:18	67,001 1,786,005.05
IMMOFINANZ AG AT0000A21KS2	17.12	0.94% 0.16		24/10/10 17:35:11	153,767 2,633,724.48
LENZING AG AT0000644505	32.70	-4.11% -1.40		24/10/10 17:35:21	18,783 629,297.55
MAYR-MELNHOF KARTON AG AT0000938204	84.30	-1.75% -1.50		24/10/10 17:35:01	21,348 1,804,078.00
OMV AG AT0000743059	39.14	0.98% 0.38		24/10/10 17:35:10	276,733 10,808,381.88
RAIFFEISEN BANK INTERNATI... AT0000606306	18.20	3.00% 0.53		24/10/10 17:35:23	426,860 7,743,280.72
SCHOELLER-BLECKMANN OILFI... AT0000946652	29.95	-0.17% -0.05		24/10/10 17:35:03	10,535 316,113.05
TELEKOM AUSTRIA AG AT0000720008	8.59	0.47% 0.04		24/10/10 17:35:24	52,115 446,035.79
UNIQA INSURANCE GROUP AG AT0000821103	7.33	-0.14% -0.01		24/10/10 17:35:07	86,176 631,547.95
VERBUND AG AT0000746409	73.55	-0.07% -0.05		24/10/10 17:35:26	61,178 4,507,862.15
VIENNA INSURANCE GROUP AT0000908504	29.25	1.56% 0.45		24/10/10 17:35:23	14,914 433,675.15
VOESTALPINE AG AT0000937503	20.68	-3.09% -0.66		24/10/10 17:40:22	524,450 10,888,632.22
WIENERBERGER AG AT0000831706	27.96	-0.50% -0.14		24/10/10 17:35:07	122,806 3,434,414.94
ÖSTERREICHISCHE POST AG AT0000APOST4	29.55	-0.17% -0.05		24/10/10 17:35:19	7,324 216,929.60