

ATX AUSTRIAN TRADED INDEX

ISIN: **AT0000999982** WKN: -

Overview

2024/07/31 17:50:01

Price

3,701.04 EURDifference  -0.05% (-1.92)






General attributes

ISIN	AT0000999982
Symbol	ATX
Country	Austria
Instruments in index	20
Type of index	Price Index
Security type	Index

Market data

Open	3,702.80 EUR
High	3,724.48 EUR
Low	3,692.46 EUR
Close (prev. day)	3,702.96 EUR
Trading volume (m)	4,015,464
Volume (pcs)	140,133,020

Top 5

Name 	Price	+ - (%) 	Trend 
SCHOELLER-...	36.70	+1.80	
VOESTALPIN...	23.66	+1.46	
AT&S AUSTR...	19.71	+1.28	
OMV AG	38.70	+1.20	
ANDRITZ AG	59.15	+0.68	

Intraday 1W 1M 6m 1Y 3Y

Flop 5

Name 	Price	+ - (%) 	Trend 
LENZING AG	32.15	-1.98	
RAIFFEISEN...	18.01	-1.53	
ÖSTERREICH...	30.50	-0.97	
BAWAG GROU...	67.45	-0.95	
TELEKOM AU...	8.56	-0.70	

Intraday 1W 1M 6m 1Y 3Y

5Y



Information about previous performance does not guarantee future performance.

Source: FactSet

Recent research

on market

Date	Headline	Download 
2024/07/31	 Credit Markets Weekly	
2024/07/31	 Inflation decreases to 2.9% in July	
2024/07/30	 AT: Economy stagnates	
2024/07/26	 Week Ahead	
2024/07/24	 Credit Markets Weekly	

Futures and Options

Related Futures 3

Related Options -

Details

2024/07/31 17:50:01

Price

3,701.04 EUR

Difference

**-0.05%** (-1.92)

General attributes

ISIN AT0000999982

Symbol ATX

Country Austria

Security type Index

Instruments in index 20

Market data

Open 3,702.80 EUR

High 3,724.48 EUR

Low 3,692.46 EUR

Close (prev. day) 3,702.96 EUR

Trading volume (m) 4,015,464

Volume (pcs) 140,133,020

Performance and Risk

	6m	1Y	3Y
Perf (%)	+7.08%	+14.02%	+6.33%
Perf (abs.)	+244.56	+455.06	+220.22
Beta	-	-	-
Volatility	10.46	11.16	19.76



Information about previous performance does not guarantee future performance.

Source: FactSet

Price data

Ø price 5 days Ø volume 5 days (pcs.)	3,681.61 EUR (3,856,260)
Ø price 30 days Ø volume 30 days (pcs.)	3,664.68 EUR (3,889,355)
Ø price 100 days Ø volume 100 days (pcs.)	3,612.55 EUR (3,686,521)
Ø price 250 days Ø volume 250 days (pcs.)	3,401.46 EUR (3,297,875)
YTD High date	3,777.78 EUR (2024/05/23)
YTD Low date	3,305.62 EUR (2024/01/17)
52 Weeks High date	3,777.78 EUR (2024/05/23)
52 Weeks Low date	3,006.71 EUR (2023/10/27)

Composition

Name  ISIN	Price	Diff %  Diff +/-	Performance 	Date Time	Turnover Pc.  Turnover Money 
ANDRITZ AG AT0000730007	59.15	0.68% 0.40		24/07/31 17:35:22	92,780 5,484,519.85
AT&S AUSTRIA TECHN.&SYSTE... AT0000969985	19.71	1.28% 0.25		24/07/31 17:35:22	66,528 1,318,943.31
BAWAG GROUP AG AT0000BAWAG2	67.45	-0.95% -0.65		24/07/31 17:35:18	157,002 10,584,674.05
CA IMMOBILIEN ANLAGEN AG AT0000641352	30.20	0.27% 0.08		24/07/31 17:35:18	423,391 12,778,646.60
DO & CO AG AT0000818802	155.80	-0.13% -0.20		24/07/31 17:35:11	6,360 988,581.20
ERSTE GROUP BANK AG AT0000652011	48.08	-0.58% -0.28		24/07/31 17:35:16	504,918 24,298,070.54
EVN AG AT0000741053	30.20	-0.33% -0.10		24/07/31 17:36:53	107,695 3,254,669.90
IMMOFINANZ AG AT0000A21KS2	27.40	0.37% 0.10		24/07/31 17:35:06	474,817 12,970,127.20
LENZING AG AT0000644505	32.15	-1.98% -0.65		24/07/31 17:35:00	13,303 430,025.00
MAYR-MELNHOF KARTON AG AT0000938204	105.40	-0.38% -0.40		24/07/31 17:35:05	3,368 355,624.40
OMV AG AT0000743059	38.70	1.20% 0.46		24/07/31 17:38:09	663,515 25,685,536.54
RAIFFEISEN BANK INTERNATI... AT0000606306	18.01	-1.53% -0.28		24/07/31 17:35:26	397,734 7,169,774.58
SCHOELLER-BLECKMANN OILFI... AT0000946652	36.70	1.80% 0.65		24/07/31 17:35:23	14,907 542,108.45
TELEKOM AUSTRIA AG AT0000720008	8.56	-0.70% -0.06		24/07/31 17:35:11	46,988 402,167.28
UNIQA INSURANCE GROUP AG AT0000821103	7.92	0.25% 0.02		24/07/31 17:35:16	88,946 703,373.91
VERBUND AG AT0000746409	74.00	0.07% 0.05		24/07/31 17:35:25	94,670 7,008,131.65
VIENNA INSURANCE GROUP AT0000908504	29.75	-0.50% -0.15		24/07/31 17:35:21	28,043 836,959.95
VOESTALPINE AG AT0000937503	23.66	1.46% 0.34		24/07/31 17:35:07	202,317 4,785,272.62
WIENERBERGER AG AT0000831706	32.76	0.00% 0.00		24/07/31 17:35:08	600,789 19,699,775.58
ÖSTERREICHISCHE POST AG AT0000APOST4	30.50	-0.97% -0.30		24/07/31 17:35:11	27,393 836,037.75