

ATX AUSTRIAN TRADED INDEX

ISIN: **AT0000999982** WKN: -

Overview

2024/07/17 17:50:01

Price

3,674.86 EURDifference  -0.23% (-8.39)





General attributes

ISIN	AT0000999982
Symbol	ATX
Country	Austria
Instruments in index	20
Type of index	Price Index
Security type	Index

Market data

Open	3,682.67 EUR
High	3,690.26 EUR
Low	3,670.75 EUR
Close (prev. day)	3,683.25 EUR
Trading volume (m)	2,514,731
Volume (pcs)	92,923,403

Top 5

Name 	Price	+ - (%) 	Trend 
SCHOELLER-...	36.45	+2.10	
RAIFFEISEN...	17.53	+1.45	
LENZING AG	33.05	+1.38	
VERBUND AG	75.65	+0.80	
TELEKOM AU...	8.72	+0.58	

Intraday 1W 1M 6m 1Y 3Y

Flop 5

Name 	Price	+ - (%) 	Trend 
AT&S AUSTR...	20.10	-2.33	
DO & CO AG	165.80	-1.89	
ERSTE GROU...	46.48	-1.34	
BAWAG GROU...	65.40	-0.76	
IMMOFINANZ...	26.40	-0.75	

5Y



Information about previous performance does not guarantee future performance.

Source: FactSet

Recent research

on market

Date	Headline	Download 
2024/07/17	 Credit Markets Weekly	
2024/07/15	 CSSD market 1H 2024: Schuldschein market gives way...	
2024/07/15	 Bausparkasse Wuestenrot AG	
2024/07/12	 Week Ahead	
2024/07/10	 Credit Markets Weekly	

Intraday	1W	1M	6m	1Y	3Y
----------	----	----	----	----	----

Futures and Options

Related Futures	3
-----------------	---

Related Options	-
-----------------	---

Details

2024/07/17 17:50:01

Price

3,674.86 EUR

Difference

**-0.23%** (-8.39)

General attributes

ISIN AT0000999982

Symbol ATX

Country Austria

Security type Index

Instruments in index 20

Market data

Open 3,682.67 EUR

High 3,690.26 EUR

Low 3,670.75 EUR

Close (prev. day) 3,683.25 EUR

Trading volume (m) 2,514,731

Volume (pcs) 92,923,403

Performance and Risk

	6m	1Y	3Y
Perf (%)	+10.45%	+16.43%	+8.26%
Perf (abs.)	+347.82	+518.56	+280.33
Beta	-	-	-
Volatility	10.59	11.23	19.83



Information about previous performance does not guarantee future performance.

Source: FactSet

Price data

Ø price 5 days Ø volume 5 days (pcs.)	3,686.92 EUR (2,506,800)
Ø price 30 days Ø volume 30 days (pcs.)	3,642.41 EUR (4,109,317)
Ø price 100 days Ø volume 100 days (pcs.)	3,582.31 EUR (3,660,592)
Ø price 250 days Ø volume 250 days (pcs.)	3,382.84 EUR (3,254,497)
YTD High date	3,777.78 EUR (2024/05/23)
YTD Low date	3,305.62 EUR (2024/01/17)
52 Weeks High date	3,777.78 EUR (2024/05/23)
52 Weeks Low date	3,006.71 EUR (2023/10/27)

Composition

Name  ISIN	Price	Diff %  Diff +/-	Performance 	Date Time	Turnover Pc.  Turnover Money 
ANDRITZ AG AT0000730007	56.20	0.09% 0.05		24/07/17 17:37:13	120,577 6,745,216.90
AT&S AUSTRIA TECHN.&SYSTE... AT0000969985	20.10	-2.33% -0.48		24/07/17 17:35:02	32,467 655,417.36
BAWAG GROUP AG AT0000BAWAG2	65.40	-0.76% -0.50		24/07/17 17:37:46	132,094 8,645,917.95
CA IMMOBILIEN ANLAGEN AG AT0000641352	30.72	-0.58% -0.18		24/07/17 17:35:00	182,904 5,634,591.82
DO & CO AG AT0000818802	165.80	-1.89% -3.20		24/07/17 17:35:03	5,749 963,271.00
ERSTE GROUP BANK AG AT0000652011	46.48	-1.34% -0.63		24/07/17 17:35:13	593,877 27,707,600.98
EVN AG AT0000741053	29.65	0.51% 0.15		24/07/17 17:35:04	62,344 1,844,213.50
IMMOFINANZ AG AT0000A21KS2	26.40	-0.75% -0.20		24/07/17 17:35:19	259,177 6,870,593.00
LENZING AG AT0000644505	33.05	1.38% 0.45		24/07/17 17:35:11	11,713 385,565.45
MAYR-MELNHOF KARTON AG AT0000938204	108.60	-0.18% -0.20		24/07/17 17:35:08	3,495 378,379.00
OMV AG AT0000743059	39.22	-0.05% -0.02		24/07/17 17:35:26	208,099 8,160,103.50
RAIFFEISEN BANK INTERNATI... AT0000606306	17.53	1.45% 0.25		24/07/17 17:39:40	198,408 3,474,322.92
SCHOELLER-BLECKMANN OILFI... AT0000946652	36.45	2.10% 0.75		24/07/17 17:35:24	10,684 386,618.65
TELEKOM AUSTRIA AG AT0000720008	8.72	0.58% 0.05		24/07/17 17:35:03	90,855 789,350.20
UNIQA INSURANCE GROUP AG AT0000821103	7.98	0.00% 0.00		24/07/17 17:35:08	63,182 503,939.25
VERBUND AG AT0000746409	75.65	0.80% 0.60		24/07/17 17:35:23	78,662 5,945,223.05
VIENNA INSURANCE GROUP AT0000908504	30.85	0.33% 0.10		24/07/17 17:42:27	15,165 467,111.85
VOESTALPINE AG AT0000937503	24.44	0.58% 0.14		24/07/17 17:36:33	138,684 3,382,840.40
WIENERBERGER AG AT0000831706	32.70	-0.18% -0.06		24/07/17 17:35:10	290,898 9,505,928.82
ÖSTERREICHISCHE POST AG AT0000APOST4	30.45	0.33% 0.10		24/07/17 17:35:24	15,697 477,197.50