

## ATX AUSTRIAN TRADED INDEX

ISIN: **AT0000999982** WKN: -

## Overview

2024/07/17 17:50:01

Price

**3,674.86** EURDifference  -0.23% (-8.39)

## General attributes

ISIN AT0000999982

Symbol ATX

Country Austria

Instruments in index 20

Type of index Price Index

Security type Index

## Market data

Open 3,682.67 EUR

High 3,690.26 EUR





Low 3,670.75 EUR

Close (prev. day) 3,683.25 EUR

Trading volume (m) 2,514,731

Volume (pcs) 92,923,403

## Top 5

Name 	Price	+ - (%) 	Trend 
SCHOELLER-...	36.45	+2.10	
RAIFFEISEN...	17.53	+1.45	
LENZING AG	33.05	+1.38	
VERBUND AG	75.65	+0.80	
TELEKOM AU...	8.72	+0.58	

Intraday 1W 1M 6m 1Y 3Y

## Flop 5

Name 	Price	+ - (%) 	Trend 
AT&S AUSTR...	20.10	-2.33	
DO & CO AG	165.80	-1.89	
ERSTE GROU...	46.48	-1.34	
BAWAG GROU...	65.40	-0.76	
IMMOFINANZ...	26.40	-0.75	

5Y



Information about previous performance does not guarantee future performance.

Source: FactSet

## Recent research

on market		
Date	Headline	Download
2024/07/17	 Credit Markets Weekly	
2024/07/15	 CSSD market 1H 2024: Schuldschein market gives way...	
2024/07/15	 Bausparkasse Wuestenrot AG	
2024/07/12	 Week Ahead	
2024/07/10	 Credit Markets Weekly	

Intraday	1W	1M	6m	1Y	3Y
----------	----	----	----	----	----

#### Futures and Options

Related Futures	3
-----------------	---

Related Options	-
-----------------	---

## Details

2024/07/17 17:50:01

Price

**3,674.86** EUR

Difference

**-0.23%** (-8.39)

## General attributes

ISIN AT0000999982

Symbol ATX

Country Austria

Security type Index

Instruments in index 20

## Market data

Open 3,682.67 EUR

High 3,690.26 EUR

Low 3,670.75 EUR

Close (prev. day) 3,683.25 EUR

Trading volume (m) 2,514,731

Volume (pcs) 92,923,403

## Performance and Risk

	6m	1Y	3Y
Perf (%)	+10.45%	+16.43%	+8.26%
Perf (abs.)	+347.82	+518.56	+280.33
Beta	-	-	-
Volatility	10.59	11.23	19.83



Information about previous performance does not guarantee future performance.

Source: FactSet

## Price data

Ø price 5 days   Ø volume 5 days (pcs.)	3,686.92 EUR (2,506,800)
Ø price 30 days   Ø volume 30 days (pcs.)	3,642.41 EUR (4,109,317)
Ø price 100 days   Ø volume 100 days (pcs.)	3,582.31 EUR (3,660,592)
Ø price 250 days   Ø volume 250 days (pcs.)	3,382.84 EUR (3,254,497)
YTD High   date	3,777.78 EUR (2024/05/23)
YTD Low   date	3,305.62 EUR (2024/01/17)
52 Weeks High   date	3,777.78 EUR (2024/05/23)
52 Weeks Low   date	3,006.71 EUR (2023/10/27)

## Composition

Name  ISIN	Price	Diff %  Diff +/-	Performance 	Date Time	Turnover Pc.  Turnover Money 
ANDRITZ AG AT0000730007	56.20	0.09% 0.05		24/07/17 17:37:13	120,577 6,745,216.90
AT&S AUSTRIA TECHN.&SYSTE... AT0000969985	20.10	-2.33% -0.48		24/07/17 17:35:02	32,467 655,417.36
BAWAG GROUP AG AT0000BAWAG2	65.40	-0.76% -0.50		24/07/17 17:37:46	132,094 8,645,917.95
CA IMMOBILIEN ANLAGEN AG AT0000641352	30.72	-0.58% -0.18		24/07/17 17:35:00	182,904 5,634,591.82
DO & CO AG AT0000818802	165.80	-1.89% -3.20		24/07/17 17:35:03	5,749 963,271.00
ERSTE GROUP BANK AG AT0000652011	46.48	-1.34% -0.63		24/07/17 17:35:13	593,877 27,707,600.98
EVN AG AT0000741053	29.65	0.51% 0.15		24/07/17 17:35:04	62,344 1,844,213.50
IMMOFINANZ AG AT0000A21KS2	26.40	-0.75% -0.20		24/07/17 17:35:19	259,177 6,870,593.00
LENZING AG AT0000644505	33.05	1.38% 0.45		24/07/17 17:35:11	11,713 385,565.45
MAYR-MELNHOF KARTON AG AT0000938204	108.60	-0.18% -0.20		24/07/17 17:35:08	3,495 378,379.00
OMV AG AT0000743059	39.22	-0.05% -0.02		24/07/17 17:35:26	208,099 8,160,103.50
RAIFFEISEN BANK INTERNATI... AT0000606306	17.53	1.45% 0.25		24/07/17 17:39:40	198,408 3,474,322.92
SCHOELLER-BLECKMANN OILFI... AT0000946652	36.45	2.10% 0.75		24/07/17 17:35:24	10,684 386,618.65
TELEKOM AUSTRIA AG AT0000720008	8.72	0.58% 0.05		24/07/17 17:35:03	90,855 789,350.20
UNIQA INSURANCE GROUP AG AT0000821103	7.98	0.00% 0.00		24/07/17 17:35:08	63,182 503,939.25
VERBUND AG AT0000746409	75.65	0.80% 0.60		24/07/17 17:35:23	78,662 5,945,223.05
VIENNA INSURANCE GROUP AT0000908504	30.85	0.33% 0.10		24/07/17 17:42:27	15,165 467,111.85
VOESTALPINE AG AT0000937503	24.44	0.58% 0.14		24/07/17 17:36:33	138,684 3,382,840.40
WIENERBERGER AG AT0000831706	32.70	-0.18% -0.06		24/07/17 17:35:10	290,898 9,505,928.82
ÖSTERREICHISCHE POST AG AT0000APOST4	30.45	0.33% 0.10		24/07/17 17:35:24	15,697 477,197.50