

ATX AUSTRIAN TRADED INDEX

ISIN: **AT0000999982** WKN: -

Overview

2024/06/04 17:50:01

Price

3,642.51 EURDifference  -1.57% (-58.11)

General attributes

ISIN	AT0000999982
Symbol	ATX
Country	Austria
Instruments in index	20
Type of index	Price Index
Security type	Index

Market data

Open	3,700.87 EUR
High	3,704.97 EUR
Low	3,641.37 EUR
Close (prev. day)	3,700.62 EUR
Trading volume (m)	3,422,070
Volume (pcs)	131,336,609

Top 5

Name 	Price	+ - (%) 	Trend 
DO & CO AG	146.00	+0.97	
VIENNA INS...	29.65	+0.51	
ANDRITZ AG	56.50	+0.27	
IMMOFINANZ...	23.95	+0.21	
EVN AG	28.75	+0.17	

Intraday 1W 1M 6m 1Y 3Y

Flop 5

Name 	Price	+ - (%) 	Trend 
VOESTALPIN...	25.60	-3.03	
BAWAG GROU...	58.75	-2.89	
SCHOELLER...	38.05	-2.44	
ERSTE GROU...	44.07	-2.35	
WIENERBERG...	33.90	-2.02	

Intraday 1W 1M 6m 1Y 3Y

5Y






Information about previous performance does not guarantee future performance.

Source: FactSet

Recent research

on market

Date	Headline	Download 
2024/06/04	 České dráhy 	
2024/05/31	 Week Ahead 	
2024/05/31	 Inflation decreases to 3.3% 	
2024/05/29	 Credit Markets Weekly 	
2024/05/28	 Sparkasse Hannover 	

Futures and Options

Related Futures 3

Related Options -

Details

2024/06/04 17:50:01

Price

3,642.51 EURDifference  **-1.57%** (-58.11)

General attributes

ISIN AT0000999982

Symbol ATX

Country Austria

Security type Index

Instruments in index 20

Market data

Open 3,700.87 EUR

High 3,704.97 EUR

Low 3,641.37 EUR

Close (prev. day) 3,700.62 EUR

Trading volume (m) 3,422,070

Volume (pcs) 131,336,609

Performance and Risk

	6m	1Y	3Y
Perf (%)	+9.96%	+16.07%	+3.37%
Perf (abs.)	+329.79	+504.28	+118.63
Beta	-	-	-
Volatility	10.11	11.20	19.93



5Y

Information about previous performance does not guarantee future performance.

Source: FactSet

Price data

Ø price 5 days Ø volume 5 days (pcs.)	3,666.89 EUR (3,640,127)
Ø price 30 days Ø volume 30 days (pcs.)	3,666.12 EUR (3,262,469)
Ø price 100 days Ø volume 100 days (pcs.)	3,506.93 EUR (3,340,843)
Ø price 250 days Ø volume 250 days (pcs.)	3,321.74 EUR (3,095,673)
YTD High date	3,777.78 EUR (2024/05/23)
YTD Low date	3,305.62 EUR (2024/01/17)
52 Weeks High date	3,777.78 EUR (2024/05/23)
52 Weeks Low date	3,006.71 EUR (2023/10/27)

Composition

Name  ISIN	Price	Diff %  Diff +/-	Performance 	Date Time	Turnover Pc.  Turnover Money 
ANDRITZ AG AT0000730007	56.50	0.27% 0.15		24/06/04 17:35:07	79,505 4,486,333.55
AT&S AUSTRIA TECHN.&SYSTE... AT0000969985	21.22	-0.28% -0.06		24/06/04 17:35:21	28,242 600,159.54
BAWAG GROUP AG AT0000BAWAG2	58.75	-2.89% -1.75		24/06/04 17:35:11	128,431 7,553,005.50
CA IMMOBILIEN ANLAGEN AG AT0000641352	29.92	-0.20% -0.06		24/06/04 17:35:18	169,201 5,062,345.46
DO & CO AG AT0000818802	146.00	0.97% 1.40		24/06/04 17:35:02	7,375 1,075,841.00
ERSTE GROUP BANK AG AT0000652011	44.07	-2.35% -1.06		24/06/04 17:35:25	711,448 31,480,472.94
EVN AG AT0000741053	28.75	0.17% 0.05		24/06/04 17:35:27	71,782 2,063,909.55
IMMOFINANZ AG AT0000A21KS2	23.95	0.21% 0.05		24/06/04 17:35:15	71,851 1,719,098.75
LENZING AG AT0000644505	33.80	-1.17% -0.40		24/06/04 17:35:18	22,444 760,668.70
MAYR-MELNHOF KARTON AG AT0000938204	114.20	-0.87% -1.00		24/06/04 17:35:10	8,735 991,642.20
OMV AG AT0000743059	45.12	-1.83% -0.84		24/06/04 17:35:01	709,333 32,184,622.82
RAIFFEISEN BANK INTERNATI... AT0000606306	16.81	-1.41% -0.24		24/06/04 17:35:22	304,657 5,126,693.75
SCHOELLER-BLECKMANN OILFI... AT0000946652	38.05	-2.44% -0.95		24/06/04 17:35:19	61,983 2,386,479.05
TELEKOM AUSTRIA AG AT0000720008	8.66	-0.57% -0.05		24/06/04 17:35:12	47,740 413,450.31
UNIQA INSURANCE GROUP AG AT0000821103	8.21	-0.48% -0.04		24/06/04 17:35:09	82,781 680,976.10
VERBUND AG AT0000746409	76.20	-1.68% -1.30		24/06/04 17:35:23	165,446 12,623,089.00
VIENNA INSURANCE GROUP AT0000908504	29.65	0.51% 0.15		24/06/04 17:35:11	32,465 959,875.15
VOESTALPINE AG AT0000937503	25.60	-3.03% -0.80		24/06/04 17:35:17	391,180 10,078,570.66
WIENERBERGER AG AT0000831706	33.90	-2.02% -0.70		24/06/04 17:35:28	302,963 10,341,869.10
ÖSTERREICHISCHE POST AG AT0000APOST4	30.55	0.16% 0.05		24/06/04 17:35:29	24,508 747,506.35