

ATX AUSTRIAN TRADED INDEX

ISIN: **AT0000999982** WKN: -

Overview

2024/05/10 17:50:01

Price

3,686.55 EURDifference  0.41% (14.90)

General attributes

ISIN AT0000999982

Symbol ATX

Country Austria

Instruments in index 20

Type of index Price Index

Security type Index

Market data

Open 3,672.00 EUR

High 3,699.77 EUR

Low 3,671.34 EUR

Close (prev. day) 3,671.65 EUR

Trading volume (m) 3,356,098

Volume (pcs) 114,566,647

5Y



Information about previous performance does not guarantee future performance.

Source: FactSet

Top 5

Name 	Price	+ - (%) 	Trend 
DO & CO AG	149.20	+2.47 	
MAYR-MELNH...	116.80	+2.46 	
WIENERBERG...	35.32	+1.55 	
ANDRITZ AG	54.25	+1.31 	
SCHOELLER-...	44.35	+1.26 	

Intraday 1W 1M 6m 1Y 3Y












Flop 5

Name 	Price	+ - (%) 	Trend 
AT&S AUSTR...	19.40	-10.27 	
LENZING AG	34.75	-1.56 	
UNIQA INSU...	8.25	-0.24 	
ÖSTERREICH...	32.45	-0.15 	
TELEKOM AU...	8.40	-0.12 	

Intraday 1W 1M 6m 1Y 3Y

Recent research

on market

Date	Headline	Download 
2024/05/10	 Week Ahead	
2024/05/08	 Credit Markets Weekly	
2024/05/03	 Week Ahead	
2024/05/03	 Kommunalkredit Austria AG	
2024/05/02	 FX markets reflect uncertain interest rate outlook	

Futures and Options

Related Futures 3

Related Options -

Details

2024/05/10 17:50:01

Price

3,686.55 EUR

Difference



0.41% (14.90)

General attributes

ISIN AT0000999982

Symbol ATX

Country Austria

Security type Index

Instruments in index 20

Market data

Open 3,672.00 EUR

High 3,699.77 EUR

Low 3,671.34 EUR

Close (prev. day) 3,671.65 EUR

Trading volume (m) 3,356,098

Volume (pcs) 114,566,647

Performance and Risk

	6m	1Y	3Y
Perf (%)	+15.07%	+15.37%	+9.19%
Perf (abs.)	+482.89	+491.01	+310.16
Beta	-	-	-
Volatility	9.44	11.49	19.93



Information about previous performance does not guarantee future performance.

Source: FactSet

Price data

Ø price 5 days Ø volume 5 days (pcs.)	3,650.67 EUR (3,087,514)
Ø price 30 days Ø volume 30 days (pcs.)	3,572.80 EUR (3,326,524)
Ø price 100 days Ø volume 100 days (pcs.)	3,455.48 EUR (3,278,975)
Ø price 250 days Ø volume 250 days (pcs.)	3,282.00 EUR (3,077,234)
YTD High date	3,699.77 EUR (2024/05/10)
YTD Low date	3,305.62 EUR (2024/01/17)
52 Weeks High date	3,699.77 EUR (2024/05/10)
52 Weeks Low date	3,006.71 EUR (2023/10/27)

Composition

Name  ISIN	Price	Diff %  Diff +/-	Performance 	Date Time	Turnover Pc.  Turnover Money 
ANDRITZ AG AT0000730007	54.25	1.31% 0.70		24/05/10 17:35:14	62,670 3,394,586.55
AT&S AUSTRIA TECHN.&SYSTE... AT0000969985	19.40	-10.27% -2.22		24/05/10 17:44:37	436,954 9,098,980.10
BAWAG GROUP AG AT0000BAWAG2	58.75	0.17% 0.10		24/05/10 17:35:05	88,948 5,225,424.20
CA IMMOBILIEN ANLAGEN AG AT0000641352	30.16	0.20% 0.06		24/05/10 17:35:22	170,519 5,137,555.18
DO & CO AG AT0000818802	149.20	2.47% 3.60		24/05/10 17:35:16	9,253 1,367,581.60
ERSTE GROUP BANK AG AT0000652011	45.70	0.44% 0.20		24/05/10 17:42:05	378,669 17,298,913.66
EVN AG AT0000741053	29.10	0.00% 0.00		24/05/10 17:36:07	103,872 3,022,897.70
IMMOFINANZ AG AT0000A21KS2	23.85	0.00% 0.00		24/05/10 17:35:11	256,679 6,099,057.20
LENZING AG AT0000644505	34.75	-1.56% -0.55		24/05/10 17:35:19	41,352 1,444,998.75
MAYR-MELNHOF KARTON AG AT0000938204	116.80	2.46% 2.80		24/05/10 17:35:21	5,434 628,340.40
OMV AG AT0000743059	46.84	0.82% 0.38		24/05/10 17:35:18	465,669 21,833,292.06
RAIFFEISEN BANK INTERNATI... AT0000606306	17.75	0.97% 0.17		24/05/10 17:35:10	347,737 6,165,646.23
SCHOELLER-BLECKMANN OILFI... AT0000946652	44.35	1.26% 0.55		24/05/10 17:35:23	19,212 849,883.50
TELEKOM AUSTRIA AG AT0000720008	8.40	-0.12% -0.01		24/05/10 17:35:17	109,397 920,050.16
UNIQA INSURANCE GROUP AG AT0000821103	8.25	-0.24% -0.02		24/05/10 17:35:29	111,180 918,532.45
VERBUND AG AT0000746409	71.15	0.85% 0.60		24/05/10 17:43:00	186,503 13,321,093.55
VIENNA INSURANCE GROUP AT0000908504	30.50	0.66% 0.20		24/05/10 17:35:11	45,250 1,377,906.25
VOESTALPINE AG AT0000937503	25.48	0.95% 0.24		24/05/10 17:35:23	158,126 4,039,702.14
WIENERBERGER AG AT0000831706	35.32	1.55% 0.54		24/05/10 17:35:06	284,230 10,021,821.54
ÖSTERREICHISCHE POST AG AT0000APOST4	32.45	-0.15% -0.05		24/05/10 17:35:05	74,444 2,400,383.30