

ATX AUSTRIAN TRADED INDEX

ISIN: **AT0000999982** WKN: -

Overview

2024/05/08 17:50:01

Price

3,634.69 EURDifference  -0.31% (-11.15)

General attributes

ISIN	AT0000999982
Symbol	ATX
Country	Austria
Instruments in index	20
Type of index	Price Index
Security type	Index

Market data

Open	3,645.66 EUR
High	3,650.47 EUR
Low	3,612.59 EUR
Close (prev. day)	3,645.84 EUR
Trading volume (m)	3,932,995
Volume (pcs)	130,962,978

Top 5

Name 	Price	+ - (%) 	Trend 
LENZING AG	34.15	+9.98	
ÖSTERREICH...	31.50	+5.35	
VIENNA INS...	30.40	+2.18	
OMV AG	45.34	+0.98	
SCHOELLER...	43.00	+0.94	

Intraday 1W 1M 6m 1Y 3Y

Flop 5

Name 	Price	+ - (%) 	Trend 
VOESTALPIN...	24.70	-3.36	
VERBUND AG	69.25	-3.15	
DO & CO AG	143.00	-1.79	
BAWAG GROU...	58.65	-0.85	
ERSTE GROU...	45.51	-0.74	

5Y













Information about previous performance does not guarantee future performance.

Source: FactSet

Recent research

on market

Date	Headline	Download 
2024/05/08	 Credit Markets Weekly	
2024/05/03	 Week Ahead	
2024/05/03	 Kommunalkredit Austria AG	
2024/05/02	 FX markets reflect uncertain interest rate outlook	
2024/04/30	 Credit Markets Weekly	

Intraday	1W	1M	6m	1Y	3Y
----------	----	----	----	----	----

Futures and Options

Related Futures	3
-----------------	---

Related Options	-
-----------------	---

Details

2024/05/08 17:50:01

Price

3,634.69 EURDifference  -0.31% (-11.15)

General attributes

ISIN AT0000999982

Symbol ATX

Country Austria

Security type Index

Instruments in index 20

Market data

Open 3,645.66 EUR

High 3,650.47 EUR

Low 3,612.59 EUR

Close (prev. day) 3,645.84 EUR

Trading volume (m) 3,932,995

Volume (pcs) 130,962,978

Performance and Risk

	6m	1Y	3Y
Perf (%)	+14.91%	+11.50%	+9.12%
Perf (abs.)	+471.69	+374.85	+303.82
Beta	-	-	-
Volatility	9.39	11.51	19.94

5Y



Information about previous performance does not guarantee future performance.

Source: FactSet

Price data

Ø price 5 days Ø volume 5 days (pcs.)	3,615.29 EUR (3,468,679)
Ø price 30 days Ø volume 30 days (pcs.)	3,559.06 EUR (3,414,922)
Ø price 100 days Ø volume 100 days (pcs.)	3,447.60 EUR (3,403,605)
Ø price 250 days Ø volume 250 days (pcs.)	3,277.14 EUR (3,084,292)
YTD High date	3,650.47 EUR (2024/05/08)
YTD Low date	3,305.62 EUR (2024/01/17)
52 Weeks High date	3,650.47 EUR (2024/05/08)
52 Weeks Low date	3,006.71 EUR (2023/10/27)

Composition

Name  ISIN	Price	Diff %  Diff +/-	Performance 	Date Time	Turnover Pc.  Turnover Money 
ANDRITZ AG AT0000730007	53.40	0.38% 0.20		24/05/08 17:35:05	121,997 6,515,422.05
AT&S AUSTRIA TECHN.&SYSTE... AT0000969985	20.92	0.48% 0.10		24/05/08 17:35:13	42,154 877,342.26
BAWAG GROUP AG AT0000BAWAG2	58.65	-0.85% -0.50		24/05/08 17:35:11	120,130 7,051,193.65
CA IMMOBILIEN ANLAGEN AG AT0000641352	30.20	0.47% 0.14		24/05/08 17:35:26	251,973 7,600,298.24
DO & CO AG AT0000818802	143.00	-1.79% -2.60		24/05/08 17:35:04	6,699 957,987.60
ERSTE GROUP BANK AG AT0000652011	45.51	-0.74% -0.34		24/05/08 17:35:00	324,815 14,787,673.30
EVN AG AT0000741053	28.95	0.35% 0.10		24/05/08 17:35:15	145,360 4,201,612.90
IMMOFINANZ AG AT0000A21KS2	23.90	0.21% 0.05		24/05/08 17:35:08	218,160 5,195,080.80
LENZING AG AT0000644505	34.15	9.98% 3.10		24/05/08 17:35:03	174,663 5,829,902.35
MAYR-MELNHOF KARTON AG AT0000938204	114.00	0.00% 0.00		24/05/08 17:35:22	4,114 467,936.60
OMV AG AT0000743059	45.34	0.98% 0.44		24/05/08 17:35:02	342,021 15,446,288.70
RAIFFEISEN BANK INTERNATI... AT0000606306	17.21	-0.35% -0.06		24/05/08 17:35:07	784,279 13,350,727.10
SCHOELLER-BLECKMANN OILFI... AT0000946652	43.00	0.94% 0.40		24/05/08 17:35:15	17,230 739,268.80
TELEKOM AUSTRIA AG AT0000720008	8.18	0.00% 0.00		24/05/08 17:35:07	89,610 733,206.12
UNIQA INSURANCE GROUP AG AT0000821103	8.25	-0.12% -0.01		24/05/08 17:35:23	78,289 645,770.02
VERBUND AG AT0000746409	69.25	-3.15% -2.25		24/05/08 17:35:15	243,598 16,946,564.55
VIENNA INSURANCE GROUP AT0000908504	30.40	2.18% 0.65		24/05/08 17:35:09	44,926 1,357,356.35
VOESTALPINE AG AT0000937503	24.70	-3.36% -0.86		24/05/08 17:35:01	369,801 9,175,593.70
WIENERBERGER AG AT0000831706	35.50	0.17% 0.06		24/05/08 17:35:04	434,042 15,393,660.78
ÖSTERREICHISCHE POST AG AT0000APOST4	31.50	5.35% 1.60		24/05/08 17:35:18	119,134 3,690,092.30