

## ATX AUSTRIAN TRADED INDEX

ISIN: **AT0000999982** WKN: -

## Overview

2024/05/03 17:50:01

Price

**3,590.96** EURDifference  0.02% (0.61)

## General attributes

ISIN AT0000999982

Symbol ATX

Country Austria

Instruments in index 20

Type of index Price Index

Security type Index

## Market data

Open 3,590.76 EUR

High 3,620.80 EUR

Low 3,589.27 EUR

Close (prev. day) 3,590.35 EUR

Trading volume (m) 3,430,010

Volume (pcs) 116,240,797



5Y



Information about previous performance does not guarantee future performance.

Source: FactSet

## Top 5

Name 	Price	+ - (%) 	Trend 
WIENERBERG...	34.34	+2.26 	
AT&S AUSTR...	20.22	+1.10 	
ANDRITZ AG	52.25	+0.87 	
OMV AG	44.14	+0.78 	
TELEKOM AU...	8.16	+0.74 	











Intraday 1W 1M 6m 1Y 3Y

## Flop 5

Name 	Price	+ - (%) 	Trend 
RAIFFEISEN...	16.65	-2.29 	
ERSTE GROU...	44.67	-0.89 	
EVN AG	28.55	-0.87 	
SCHOELLER...	42.35	-0.59 	
ÖSTERREICH...	29.95	-0.50 	

Intraday 1W 1M 6m 1Y 3Y

## Recent research

on market		
Date	Headline	Download
2024/05/03	 Week Ahead	
2024/05/03	 Kommunalkredit Austria AG	
2024/05/02	 FX markets reflect uncertain interest rate outlook	
2024/04/30	 Credit Markets Weekly	
2024/04/30	 AT: Economy recovers, inflation eases	

**Futures and Options**

**Related Futures** 3

**Related Options** -

## Details

2024/05/03 17:50:01

Price

**3,590.96** EUR

Difference



0.02% (0.61)

### General attributes

ISIN AT0000999982

Symbol ATX

Country Austria

Security type Index

Instruments in index 20

### Market data

Open 3,590.76 EUR

High 3,620.80 EUR

Low 3,589.27 EUR

Close (prev. day) 3,590.35 EUR

Trading volume (m) 3,430,010

Volume (pcs) 116,240,797

### Performance and Risk

	6m	1Y	3Y
Perf (%)	+12.70%	+12.90%	+10.43%
Perf (abs.)	+404.59	+410.28	+339.21
Beta	-	-	-
Volatility	9.60	11.71	19.98



5Y

Information about previous performance does not guarantee future performance.

Source: FactSet

### Price data

Ø price 5 days   Ø volume 5 days (pcs.)	3,570.88 EUR (3,985,556)
Ø price 30 days   Ø volume 30 days (pcs.)	3,543.79 EUR (3,511,863)
Ø price 100 days   Ø volume 100 days (pcs.)	3,437.91 EUR (3,408,160)
Ø price 250 days   Ø volume 250 days (pcs.)	3,271.69 EUR (3,080,139)
YTD High   date	3,620.80 EUR (2024/05/03)
YTD Low   date	3,305.62 EUR (2024/01/17)
52 Weeks High   date	3,620.80 EUR (2024/05/03)
52 Weeks Low   date	3,006.71 EUR (2023/10/27)

## Composition

Name  ISIN	Price	Diff %  Diff +/-	Performance 	Date Time	Turnover Pc.  Turnover Money 
ANDRITZ AG AT0000730007	52.25	0.87% 0.45		24/05/03 17:35:14	128,854 6,743,447.85
AT&S AUSTRIA TECHN.&SYSTE... AT0000969985	20.22	1.10% 0.22		24/05/03 17:35:02	75,180 1,515,513.08
BAWAG GROUP AG AT0000BAWAG2	57.05	-0.17% -0.10		24/05/03 17:35:04	99,931 5,716,564.15
CA IMMOBILIEN ANLAGEN AG AT0000641352	30.82	-0.13% -0.04		24/05/03 17:35:27	198,229 6,121,044.14
DO & CO AG AT0000818802	145.00	0.55% 0.80		24/05/03 17:35:26	7,384 1,067,194.40
ERSTE GROUP BANK AG AT0000652011	44.67	-0.89% -0.40		24/05/03 17:35:18	470,343 21,092,497.11
EVN AG AT0000741053	28.55	-0.87% -0.25		24/05/03 17:35:18	177,091 5,061,526.60
IMMOFINANZ AG AT0000A21KS2	23.75	0.21% 0.05		24/05/03 17:35:09	206,760 4,894,893.00
LENZING AG AT0000644505	30.65	0.66% 0.20		24/05/03 17:35:18	29,756 912,823.70
MAYR-MELNHOF KARTON AG AT0000938204	112.00	0.72% 0.80		24/05/03 17:35:29	3,801 427,124.00
OMV AG AT0000743059	44.14	0.78% 0.34		24/05/03 17:42:09	421,413 18,619,433.88
RAIFFEISEN BANK INTERNATI... AT0000606306	16.65	-2.29% -0.39		24/05/03 17:35:03	649,261 10,910,916.29
SCHOELLER-BLECKMANN OILFI... AT0000946652	42.35	-0.59% -0.25		24/05/03 17:38:06	23,628 1,003,187.65
TELEKOM AUSTRIA AG AT0000720008	8.16	0.74% 0.06		24/05/03 17:35:22	70,602 576,291.15
UNIQA INSURANCE GROUP AG AT0000821103	8.22	-0.24% -0.02		24/05/03 17:35:05	118,316 973,134.18
VERBUND AG AT0000746409	73.80	-0.07% -0.05		24/05/03 17:35:26	148,126 10,989,312.25
VIENNA INSURANCE GROUP AT0000908504	29.45	0.34% 0.10		24/05/03 17:35:09	21,361 630,224.95
VOESTALPINE AG AT0000937503	25.64	-0.23% -0.06		24/05/03 17:35:05	79,877 2,051,385.74
WIENERBERGER AG AT0000831706	34.34	2.26% 0.76		24/05/03 17:35:03	463,719 15,845,213.04
ÖSTERREICHISCHE POST AG AT0000APOST4	29.95	-0.50% -0.15		24/05/03 17:35:05	36,378 1,089,069.35