

## ATX AUSTRIAN TRADED INDEX

ISIN: **AT0000999982** WKN: -

## Overview

2024/04/29 17:50:02

Price

**3,564.38** EURDifference  0.45% (16.09)

## General attributes

ISIN AT0000999982

Symbol ATX

Country Austria

Instruments in index 20

Type of index Price Index

Security type Index

## Market data

Open 3,549.80 EUR

High 3,565.42 EUR

Low 3,537.54 EUR

Close (prev. day) 3,548.29 EUR

Trading volume (m) 3,411,659

Volume (pcs) 115,508,550

5Y



Information about previous performance does not guarantee future performance.

Source: FactSet

## Top 5

| Name  | Price | + - (%)  | Trend  |
|--|-------|---|---|
| AT&S AUSTR...  | 21.00 | +3.14    |        |
| WIENERBERG...  | 33.96 | +2.35    |        |
| LENZING AG   | 30.70 | +1.99    |        |
| EVN AG   | 28.70 | +1.95    |        |
| ANDRITZ AG   | 52.25 | +1.95    |        |

Intraday 1W 1M 6m 1Y 3Y

## Flop 5











| Name  | Price | + - (%)  | Trend  |
|--|-------|---|---|
| BAWAG GROU...  | 56.00 | -2.61    |        |
| RAIFFEISEN...  | 18.09 | -0.88    |        |
| ÖSTERREICH...  | 30.15 | -0.33    |        |
| ERSTE GROU...  | 43.94 | -0.07    |        |

Intraday 1W 1M 6m 1Y 3Y

## Futures and Options

Related Futures 3

## Recent research

| on market  |   |                       |   |
|------------|---|-----------------------|---|
| Date       |   | Headline              | Download  |
| 2024/04/29 |  | HYPO NOE              |  |
| 2024/04/26 |  | Week Ahead            |  |
| 2024/04/26 |  | Global Equity Ratings |  |
| 2024/04/24 |  | Credit Markets Weekly |  |
| 2024/04/23 |  | OeKB                  |  |

Related Options

-

## Details

2024/04/29 17:50:02

Price

**3,564.38** EUR

Difference



0.45% (16.09)

## General attributes

ISIN AT0000999982

Symbol ATX

Country Austria

Security type Index

Instruments in index 20

## Market data

Open 3,549.80 EUR

High 3,565.42 EUR

Low 3,537.54 EUR

Close (prev. day) 3,548.29 EUR

Trading volume (m) 3,411,659

Volume (pcs) 115,508,550

## Performance and Risk

|             | 6m      | 1Y      | 3Y      |
|-------------|---------|---------|---------|
| Perf (%)    | +18.00% | +9.38%  | +9.24%  |
| Perf (abs.) | +543.66 | +305.73 | +301.64 |
| Beta        | -       | -       | -       |
| Volatility  | 10.16   | 11.74   | 19.99   |

Information about previous performance does not guarantee future performance.

Source: FactSet



## Price data

|   |                           |
|---|---------------------------|
| Ø price 5 days   Ø volume 5 days (pcs.)     | 3,567.24 EUR (3,537,581)  |
| Ø price 30 days   Ø volume 30 days (pcs.)   | 3,528.84 EUR (3,686,386)  |
| Ø price 100 days   Ø volume 100 days (pcs.) | 3,429.59 EUR (3,365,349)  |
| Ø price 250 days   Ø volume 250 days (pcs.) | 3,267.48 EUR (3,069,206)  |
| YTD High   date                             | 3,598.65 EUR (2024/04/08) |
| YTD Low   date                              | 3,305.62 EUR (2024/01/17) |
| 52 Weeks High   date                        | 3,598.65 EUR (2024/04/08) |
| 52 Weeks Low   date                         | 3,006.71 EUR (2023/10/27) |

## Composition

| Name <br>ISIN | Price  | Diff % <br>Diff +/- | Performance  | Date<br>Time         | Turnover Pc. <br>Turnover Money  |
|--|--------|--|--|----------------------|--|
| ANDRITZ AG<br>AT0000730007   | 52.25  | 1.95%<br>1.00  |               | 24/04/29<br>17:35:21 | 107,969<br>5,610,608.80  |
| AT&S AUSTRIA TECHN.&SYSTE...<br>AT0000969985   | 21.00  | 3.14%<br>0.64  |               | 24/04/29<br>17:35:13 | 105,923<br>2,200,788.90  |
| BAWAG GROUP AG<br>AT0000BAWAG2   | 56.00  | -2.61%<br>-1.50  |               | 24/04/29<br>17:35:00 | 203,136<br>11,452,256.70   |
| CA IMMOBILIEN ANLAGEN AG<br>AT0000641352   | 30.46  | 0.00%<br>0.00  |  | 24/04/29<br>17:35:08 | 206,387<br>6,284,178.88  |
| DO & CO AG<br>AT0000818802   | 144.80 | 0.00%<br>0.00  |  | 24/04/29<br>17:35:13 | 8,959<br>1,295,250.80  |
| ERSTE GROUP BANK AG<br>AT0000652011  | 43.94  | -0.07%<br>-0.03  |               | 24/04/29<br>17:35:00 | 408,989<br>17,985,748.05   |
| EVN AG<br>AT0000741053   | 28.70  | 1.95%<br>0.55  |               | 24/04/29<br>17:35:22 | 149,265<br>4,255,333.55  |
| IMMOFINANZ AG<br>AT0000A21KS2  | 22.95  | 0.66%<br>0.15  |               | 24/04/29<br>17:39:16 | 438,868<br>10,022,928.00   |
| LENZING AG<br>AT0000644505   | 30.70  | 1.99%<br>0.60  |               | 24/04/29<br>17:35:29 | 34,744<br>1,053,444.70   |
| MAYR-MELNHOF KARTON AG<br>AT0000938204   | 115.60 | 1.40%<br>1.60  |               | 24/04/29<br>17:35:21 | 2,662<br>306,032.00  |
| OMV AG<br>AT0000743059   | 43.58  | 0.74%<br>0.32  |               | 24/04/29<br>17:41:55 | 407,808<br>17,771,751.34   |
| RAIFFEISEN BANK INTERNATI...<br>AT0000606306   | 18.09  | -0.88%<br>-0.16  |             | 24/04/29<br>17:35:21 | 285,134<br>5,126,979.79  |
| SCHOELLER-BLECKMANN OILFI...<br>AT0000946652   | 45.90  | 0.11%<br>0.05  |             | 24/04/29<br>17:35:26 | 21,125<br>968,465.35   |
| TELEKOM AUSTRIA AG<br>AT0000720008   | 8.02   | 0.00%<br>0.00  |  | 24/04/29<br>17:35:07 | 71,753<br>574,650.94   |
| UNIQA INSURANCE GROUP AG<br>AT0000821103   | 8.31   | 0.36%<br>0.03  |             | 24/04/29<br>17:35:25 | 107,064<br>887,515.81  |
| VERBUND AG<br>AT0000746409   | 70.90  | 1.50%<br>1.05  |             | 24/04/29<br>17:37:44 | 61,038<br>4,323,111.90   |
| VIENNA INSURANCE GROUP<br>AT0000908504   | 29.25  | 0.34%<br>0.10  |             | 24/04/29<br>17:35:02 | 60,620<br>1,773,853.50   |
| VOESTALPINE AG<br>AT0000937503   | 25.44  | 0.55%<br>0.14  |             | 24/04/29<br>17:35:07 | 106,840<br>2,715,997.58  |
| WIENERBERGER AG<br>AT0000831706  | 33.96  | 2.35%<br>0.78  |             | 24/04/29<br>17:39:58 | 589,842<br>19,887,381.82   |
| ÖSTERREICHISCHE POST AG<br>AT0000APOST4  | 30.15  | -0.33%<br>-0.10  |             | 24/04/29<br>17:35:05 | 33,533<br>1,012,271.30   |