

ATX AUSTRIAN TRADED INDEX

ISIN: **AT0000999982** WKN: -

Overview

2024/04/26 17:50:01

Price

3,548.29 EURDifference  -0.40% (-14.10)

General attributes

ISIN AT0000999982

Symbol ATX

Country Austria

Instruments in index 20

Type of index Price Index

Security type Index

Market data

Open 3,562.89 EUR

High 3,576.38 EUR

Low 3,547.13 EUR

Close (prev. day) 3,562.39 EUR

Trading volume (m) 3,604,929

Volume (pcs) 124,316,437

5Y



Information about previous performance does not guarantee future performance.

Source: FactSet

Top 5

Name 	Price	+ - (%) 	Trend 
WIENERBERG...	33.18	+2.22	
MAYR-MELNH...	114.00	+1.79	
DO & CO AG	144.80	+1.54	
AT&S AUSTR...	20.36	+1.19	
RAIFFEISEN...	18.25	+1.16	











Intraday 1W 1M 6m 1Y 3Y

Flop 5

Name 	Price	+ - (%) 	Trend 
ANDRITZ AG	51.25	-2.19	
VERBUND AG	69.85	-1.55	
ERSTE GROU...	43.97	-1.12	
OMV AG	43.26	-0.92	
SCHOELLER-...	45.85	-0.86	

Intraday 1W 1M 6m 1Y 3Y

Recent research

on market			
Date		Headline	Download
2024/04/26		Week Ahead	
2024/04/26		Global Equity Ratings	
2024/04/24		Credit Markets Weekly	
2024/04/23		OeKB	
2024/04/19		Week Ahead	

Futures and Options

Related Futures 3

Related Options -

Details

2024/04/26 17:50:01

Price

3,548.29 EURDifference  -0.40% (-14.10)

General attributes

ISIN AT0000999982

Symbol ATX

Country Austria

Security type Index

Instruments in index 20

Market data

Open 3,562.89 EUR

High 3,576.38 EUR

Low 3,547.13 EUR

Close (prev. day) 3,562.39 EUR

Trading volume (m) 3,604,929

Volume (pcs) 124,316,437

Performance and Risk

	6m	1Y	3Y
Perf (%)	+17.32%	+9.65%	+8.91%
Perf (abs.)	+523.77	+312.28	+290.27
Beta	-	-	-
Volatility	10.29	11.93	19.98



Information about previous performance does not guarantee future performance.

Source: FactSet

Price data

Ø price 5 days Ø volume 5 days (pcs.)	3,565.20 EUR (3,552,539)
Ø price 30 days Ø volume 30 days (pcs.)	3,523.18 EUR (3,680,788)
Ø price 100 days Ø volume 100 days (pcs.)	3,427.07 EUR (3,355,014)
Ø price 250 days Ø volume 250 days (pcs.)	3,266.09 EUR (3,069,196)
YTD High date	3,598.65 EUR (2024/04/08)
YTD Low date	3,305.62 EUR (2024/01/17)
52 Weeks High date	3,598.65 EUR (2024/04/08)
52 Weeks Low date	3,006.71 EUR (2023/10/27)

Composition

Name  ISIN	Price	Diff %  Diff +/-	Performance 	Date Time	Turnover Pc.  Turnover Money 
ANDRITZ AG AT0000730007	51.25	-2.19% -1.15		24/04/26 17:35:02	214,744 11,086,281.55
AT&S AUSTRIA TECHN.&SYSTE... AT0000969985	20.36	1.19% 0.24		24/04/26 17:35:09	61,859 1,258,623.04
BAWAG GROUP AG AT0000BAWAG2	57.50	0.17% 0.10		24/04/26 17:35:17	177,422 10,219,925.60
CA IMMOBILIEN ANLAGEN AG AT0000641352	30.46	0.33% 0.10		24/04/26 17:35:06	428,265 13,035,790.52
DO & CO AG AT0000818802	144.80	1.54% 2.20		24/04/26 17:35:05	7,759 1,116,839.80
ERSTE GROUP BANK AG AT0000652011	43.97	-1.12% -0.50		24/04/26 17:35:27	447,749 19,743,261.31
EVN AG AT0000741053	28.15	0.72% 0.20		24/04/26 17:35:00	202,294 5,708,042.40
IMMOFINANZ AG AT0000A21KS2	22.80	0.88% 0.20		24/04/26 17:35:07	459,937 10,482,222.45
LENZING AG AT0000644505	30.10	0.67% 0.20		24/04/26 17:35:04	17,740 536,111.20
MAYR-MELNHOF KARTON AG AT0000938204	114.00	1.79% 2.00		24/04/26 17:35:14	4,506 514,640.80
OMV AG AT0000743059	43.26	-0.92% -0.40		24/04/26 17:35:02	362,684 15,715,397.82
RAIFFEISEN BANK INTERNATI... AT0000606306	18.25	1.16% 0.21		24/04/26 17:35:00	176,038 3,212,076.59
SCHOELLER-BLECKMANN OILFI... AT0000946652	45.85	-0.86% -0.40		24/04/26 17:35:04	16,818 775,931.35
TELEKOM AUSTRIA AG AT0000720008	8.02	0.25% 0.02		24/04/26 17:35:14	68,322 548,234.20
UNIQA INSURANCE GROUP AG AT0000821103	8.28	0.12% 0.01		24/04/26 17:35:07	109,978 910,060.00
VERBUND AG AT0000746409	69.85	-1.55% -1.10		24/04/26 17:35:24	77,200 5,404,449.60
VIENNA INSURANCE GROUP AT0000908504	29.15	-0.34% -0.10		24/04/26 17:35:27	41,412 1,208,247.00
VOESTALPINE AG AT0000937503	25.30	0.88% 0.22		24/04/26 17:35:23	146,676 3,717,359.48
WIENERBERGER AG AT0000831706	33.18	2.22% 0.72		24/04/26 17:36:16	523,756 17,316,170.70
ÖSTERREICHISCHE POST AG AT0000APOST4	30.25	-0.17% -0.05		24/04/26 17:35:51	59,770 1,806,771.45