

ATX AUSTRIAN TRADED INDEX

ISIN: **AT0000999982** WKN: -

Overview

2024/04/24 17:26:37

Price

3,576.06 EURDifference  -0.13% (-4.81)






General attributes

ISIN	AT0000999982
Symbol	ATX
Country	Austria
Instruments in index	20
Type of index	Price Index
Security type	Index

Market data

Open	3,580.73 EUR
High	3,590.53 EUR
Low	3,571.68 EUR
Close (prev. day)	3,580.87 EUR
Trading volume (m)	2,315,624
Volume (pcs)	68,564,133

Top 5

Name 	Price	+ - (%)	Trend 
VOESTALPIN...	25.14	+1.78	
BAWAG GROU...	58.10	+1.57	
MAYR-MELNH...	113.80	+1.07	
AT&S AUSTR...	19.76	+0.71	
WIENERBERG...	32.32	+0.31	

Intraday 1W 1M 6m 1Y 3Y

Flop 5

Name 	Price	+ - (%)	Trend 
LENZING AG	30.40	-3.18	
DO & CO AG	140.20	-2.09	
ANDRITZ AG	55.30	-1.43	
OMV AG	43.14	-1.28	
CA IMMOBIL...	30.36	-0.98	

5Y



Information about previous performance does not guarantee future performance.

Source: FactSet

Recent research

on market			
Date		Headline	Download
2024/04/24		Credit Markets Weekly	
2024/04/23		OeKB	
2024/04/19		Week Ahead	
2024/04/17		Credit Markets Weekly	
2024/04/12		Week Ahead	

Intraday	1W	1M	6m	1Y	3Y
----------	----	----	----	----	----

Futures and Options

Related Futures	3
-----------------	---

Related Options	-
-----------------	---

Details

2024/04/24 17:26:37

Price

3,576.06 EUR

Difference

**-0.13%** (-4.81)

General attributes

ISIN AT0000999982

Symbol ATX

Country Austria

Security type Index

Instruments in index 20

Market data

Open 3,580.73 EUR

High 3,590.53 EUR

Low 3,571.68 EUR

Close (prev. day) 3,580.87 EUR

Trading volume (m) 2,315,624

Volume (pcs) 68,564,133

Performance and Risk

	6m	1Y	3Y
Perf (%)	+18.38%	+10.05%	+11.28%
Perf (abs.)	+555.97	+326.87	+362.90
Beta	-	-	-
Volatility	10.28	11.95	20.00



Information about previous performance does not guarantee future performance.

Source: FactSet

Price data

Ø price 5 days Ø volume 5 days (pcs.)	3,543.68 EUR (3,489,138)
Ø price 30 days Ø volume 30 days (pcs.)	3,504.11 EUR (3,712,984)
Ø price 100 days Ø volume 100 days (pcs.)	3,419.03 EUR (3,379,408)
Ø price 250 days Ø volume 250 days (pcs.)	3,261.42 EUR (3,072,899)
YTD High date	3,598.65 EUR (2024/04/08)
YTD Low date	3,305.62 EUR (2024/01/17)
52 Weeks High date	3,598.65 EUR (2024/04/08)
52 Weeks Low date	3,006.71 EUR (2023/10/27)

Composition

Name  ISIN	Price	Diff %  Diff +/-	Performance 	Date Time	Turnover Pc.  Turnover Money 
ANDRITZ AG AT0000730007	55.30	-1.43% -0.80		24/04/24 17:21:27	79,721 4,453,109.80
AT&S AUSTRIA TECHN.&SYSTE... AT0000969985	19.76	0.71% 0.14		24/04/24 17:24:29	59,911 1,182,980.14
BAWAG GROUP AG AT0000BAWAG2	58.10	1.57% 0.90		24/04/24 17:26:37	84,508 4,899,905.50
CA IMMOBILIEN ANLAGEN AG AT0000641352	30.36	-0.98% -0.30		24/04/24 17:25:14	273,067 8,317,604.82
DO & CO AG AT0000818802	140.20	-2.09% -3.00		24/04/24 17:23:40	6,244 879,473.20
ERSTE GROUP BANK AG AT0000652011	44.42	-0.22% -0.10		24/04/24 17:21:26	127,962 5,684,256.08
EVN AG AT0000741053	27.85	0.00% 0.00		24/04/24 17:22:39	298,852 8,288,236.75
IMMOFINANZ AG AT0000A21KS2	23.45	-0.42% -0.10		24/04/24 17:26:14	367,182 8,611,552.05
LENZING AG AT0000644505	30.40	-3.18% -1.00		24/04/24 17:25:47	15,779 488,285.80
MAYR-MELNHOF KARTON AG AT0000938204	113.80	1.07% 1.20		24/04/24 17:24:45	3,302 374,867.00
OMV AG AT0000743059	43.14	-1.28% -0.56		24/04/24 17:25:35	115,182 4,999,115.90
RAIFFEISEN BANK INTERNATI... AT0000606306	18.21	0.05% 0.01		24/04/24 17:24:15	122,556 2,238,621.43
SCHOELLER-BLECKMANN OILFI... AT0000946652	46.45	-0.85% -0.40		24/04/24 17:23:03	10,908 508,104.30
TELEKOM AUSTRIA AG AT0000720008	8.01	0.13% 0.01		24/04/24 17:25:40	28,819 230,551.26
UNIQA INSURANCE GROUP AG AT0000821103	8.22	0.24% 0.02		24/04/24 17:07:08	284,711 2,342,855.24
VERBUND AG AT0000746409	70.70	0.28% 0.20		24/04/24 17:24:34	37,892 2,659,038.10
VIENNA INSURANCE GROUP AT0000908504	29.55	-0.17% -0.05		24/04/24 17:17:33	12,873 381,522.60
VOESTALPINE AG AT0000937503	25.14	1.78% 0.44		24/04/24 17:25:58	56,921 1,427,860.16
WIENERBERGER AG AT0000831706	32.32	0.31% 0.10		24/04/24 17:26:01	306,739 9,871,651.70
ÖSTERREICHISCHE POST AG AT0000APOST4	32.10	-0.16% -0.05		24/04/24 17:24:36	22,495 724,541.35