

S&P/TSX COMPOSITE INDEX

ISIN: **XC0009695252** WKN: -

Overview

2024/09/18 22:53:58

Price

23,592.60 CADDifference  -0.36% (-85.10)

General attributes

ISIN	XC0009695252
Symbol	TSEC
Country	Canada
Instruments in index	230
Type of index	Price Index
Security type	Index

Market data

Open	23,672.34 CAD
High	23,780.22 CAD
Low	23,557.38 CAD
Close (prev. day)	23,677.70 CAD
Trading volume (m)	239,771,330
Volume (pcs)	5,664,730,607,328

Top 5

Name 	Price	+ - (%) 	Trend 
BAUSCH HEA...	8.02	+11.78	
NFI GROUP ...	18.57	+3.74	
BCE INC.	48.52	+3.34	
SPIN MASTE...	30.77	+3.22	
KINAXIS IN...	156.71	+2.26	

Intraday 1W 1M 6m 1Y 3Y

Flop 5

Name 	Price	+ - (%) 	Trend 
AYA GOLD &...	15.04	-4.51	
SILVERCRES...	9.09	-4.48	
EQUINOX GO...	5.90	-3.82	
FIRST MAJE...	5.87	-3.61	
K92 MNG IN...	8.07	-3.58	

Intraday 1W 1M 6m 1Y 3Y

5Y













Information about previous performance does not guarantee future performance.

Source: FactSet

Recent research

on market

Date	Headline	Download
2024/09/11	 Global Equity Ratings	
2024/09/05	 Global Equity Ratings	
2024/08/12	 Global Equity Ratings	
2024/07/24	 Global Equity Ratings	
2024/07/12	 Global Equity Ratings	

Futures and Options

Related Futures -

Related Options -

Details

2024/09/18 22:53:58

Price

23,592.60 CADDifference  -0.36% (-85.10)

General attributes

ISIN XC0009695252

Symbol TSEC

Country Canada

Security type Index

Instruments in index 230

Market data

Open 23,672.34 CAD

High 23,780.22 CAD

Low 23,557.38 CAD

Close (prev. day) 23,677.70 CAD

Trading volume (m) 239,771,330

Volume (pcs) 5,664,730,607,328

Performance and Risk

	6m	1Y	3Y
Perf (%)	+8.04%	+15.13%	+15.14%
Perf (abs.)	+1,755.42	+3,099.77	+3,102.24
Beta	-	-	-
Volatility	11.12	11.48	13.28



Information about previous performance does not guarantee future performance.
Source: FactSet

Price data

Ø price 5 days Ø volume 5 days (pcs.)	23,603.23 CAD (271,509,845)
Ø price 30 days Ø volume 30 days (pcs.)	23,043.38 CAD (238,280,403)
Ø price 100 days Ø volume 100 days (pcs.)	22,462.16 CAD (228,540,025)
Ø price 250 days Ø volume 250 days (pcs.)	21,417.73 CAD (220,554,330)
YTD High date	23,800.59 CAD (2024/09/17)
YTD Low date	20,466.50 CAD (2024/02/13)
52 Weeks High date	23,800.59 CAD (2024/09/17)
52 Weeks Low date	18,692.06 CAD (2023/10/27)

Composition

Name ISIN	Price	Diff % Diff +/-	Performance	Date Time	Turnover Pc. Turnover Money
ADVANTAGE ENERGY LTD. CA00791P1071	9.01	-1.74% -0.16		24/09/18 22:00:00	226,796 2,042,769.13
AFRICA OIL CORP CA00829Q1019	1.83	-1.61% -0.03		24/09/18 22:00:00	408,675 741,469.66
AGNICO EAGLE MINES LTD. CA0084741085	110.78	-1.01% -1.13		24/09/18 22:00:00	992,481 110,848,370.18
AIR CANADA INC. CA0089118776	16.44	-0.30% -0.05		24/09/18 22:00:00	1,129,758 18,576,237.65
ALGOMA STEEL GROUP INC CO... CA0156581070	13.53	-1.89% -0.26		24/09/18 22:00:00	69,447 951,288.88
ALGONQUIN POWER & UTILITI... CA0158571053	7.49	-0.13% -0.01		24/09/18 22:00:00	2,907,685 21,779,951.65
ALIMENTATION COUCHE-TARD ... CA01626P1484	75.38	0.08% 0.06		24/09/18 22:00:00	1,921,382 145,136,355.02
ALLIED PROPERTIES REAL ES... CA0194561027	19.14	0.00% 0.00		24/09/18 21:59:59	417,397 7,971,624.93
ALTAGAS LTD CA0213611001	34.97	-0.96% -0.34		24/09/18 22:00:00	1,047,907 36,678,579.45
ALTUS GROUP LTD CA02215R1073	53.69	0.51% 0.27		24/09/18 22:00:00	46,622 2,508,216.84
ARC RESOURCES LTD. CA00208D4084	22.71	-2.91% -0.68		24/09/18 22:00:00	2,428,296 55,429,431.07
ARITZIA INC. CA04045U1021	46.71	-1.29% -0.61		24/09/18 22:00:00	297,317 13,964,994.91
ATCO LTD. CLASS I CA0467894006	45.87	-0.95% -0.44		24/09/18 22:00:00	141,300 6,496,141.50
ATHABASCA OIL CORP. CA04682R1073	5.32	-1.66% -0.09		24/09/18 22:00:00	3,523,613 18,844,029.71
ATKINSREALIS GROUP INC. CA04764T1049	51.31	1.52% 0.77		24/09/18 22:18:24	393,708 20,195,408.42
ATS CORP. CA00217Y1043	36.75	-0.19% -0.07		24/09/18 22:00:00	356,665 13,130,752.44
AYA GOLD & SILVER INC. CA05466C1095	15.04	-4.51% -0.71		24/09/18 22:00:00	505,366 7,786,007.79
B2GOLD CORP CA11777Q2099	4.44	-0.45% -0.02		24/09/18 22:00:00	5,176,100 23,361,128.82
BADGER INFRASTRUCTURE SOL... CA0565331026	37.57	0.97% 0.36		24/09/18 22:00:00	113,769 4,312,772.78
BALLARD POWER SYSTEMS INC... CA0585861085	2.35	1.29% 0.03		24/09/18 22:00:00	1,023,252 2,419,443.37
BANK OF MONTREAL CA0636711016	118.33	-0.81% -0.97		24/09/18 22:00:00	1,695,528 200,889,372.38
BANK OF NOVA SCOTIA CA0641491075	71.46	-0.04% -0.03		24/09/18 22:15:16	3,512,215 250,766,858.54
BARRICK GOLD CORP CA0679011084	27.36	-1.76% -0.49		24/09/18 22:00:00	4,277,089 118,214,472.11

S&P/TSX COMPOSITE INDEX

BAUSCH HEALTH COMPANIES I... CA0717341071	10.91	11.78% 1.15		24/09/18 22:00:00	1,120,371 11,941,767.93
BAYTEX ENERGY CORP CA07317Q1054	4.23	-0.70% -0.03		24/09/18 22:00:00	4,546,017 19,278,941.12
BCE INC. CA05534B7604	48.52	3.34% 1.57		24/09/18 22:00:00	10,396,978 504,805,425.27
BELLUS HEALTH INC. CA07987C2040	19.48	-0.10% -0.02		23/06/29 22:00:00	28,666 556,529.25
BIRCHCLIFF ENERGY LTD. CA0906971035	5.54	-1.95% -0.11		24/09/18 22:00:00	885,094 4,916,921.80
BLACKBERRY LTD CA09228F1036	3.25	-1.52% -0.05		24/09/18 22:00:00	1,537,686 5,032,863.98
BOARDWALK REAL ESTATE INV... CA0966311064	89.38	-0.62% -0.56		24/09/18 22:16:23	256,462 22,926,186.88