

## S&amp;P/TSX COMPOSITE INDEX

ISIN: **XC0009695252** WKN: -

## Overview

2024/09/16 22:51:50

Price

**23,702.07** CADDifference  0.57% (133.42)

## General attributes

ISIN XC0009695252

Symbol TSEC

Country Canada

Instruments in index 230

Type of index Price Index

Security type Index

## Market data

Open 23,583.09 CAD

High 23,721.61 CAD

Low 23,548.71 CAD

Close (prev. day) 23,568.65 CAD

Trading volume (m) 267,640,140

Volume (pcs) 6,343,924,629,788

5Y



Information about previous performance does not guarantee future performance.

Source: FactSet

## Top 5

Name 	Price	+ - (%) 	Trend 
BAUSCH HEA...	7.00	+10.58 	
B2GOLD COR...	3.34	+5.10 	
AIR CANADA...	16.40	+3.47 	
CALIBRE MI...	2.62	+3.15 	
ATHABASCA ...	5.28	+3.13 	

Intraday 1W 1M 6m 1Y 3Y

## Flop 5

Name 	Price	+ - (%) 	Trend 
BALLARD PO...	1.66	-7.00 	
NOVAGOLD R...	4.30	-4.09 	
KINROSS GO...	9.48	-3.74 	
BRP INC.	82.19	-3.41 	
AFRICA OIL...	13.86	-3.19 	

Intraday 1W 1M 6m 1Y 3Y

## Recent research

on market

Date	Headline	Download 
2024/09/11	 Global Equity Ratings	
2024/09/05	 Global Equity Ratings	
2024/08/12	 Global Equity Ratings	
2024/07/24	 Global Equity Ratings	
2024/07/12	 Global Equity Ratings	

**Futures and Options**

**Related Futures** -

**Related Options** -

## Details

2024/09/16 22:51:50

Price

**23,702.07** CADDifference  0.57% (133.42)

## General attributes

ISIN XC0009695252

Symbol TSEC

Country Canada

Security type Index

Instruments in index 230

## Market data

Open 23,583.09 CAD

High 23,721.61 CAD

Low 23,548.71 CAD

Close (prev. day) 23,568.65 CAD

Trading volume (m) 267,640,140

Volume (pcs) 6,343,924,629,788

## Performance and Risk

	6m	1Y	3Y
Perf (%)	+8.48%	+14.93%	+15.05%
Perf (abs.)	+1,852.92	+3,079.73	+3,099.97
Beta	-	-	-
Volatility	11.14	11.58	13.33



Information about previous performance does not guarantee future performance.

Source: FactSet








## Price data

Ø price 5 days   Ø volume 5 days (pcs.)	23,392.02 CAD (279,914,636)
Ø price 30 days   Ø volume 30 days (pcs.)	22,941.27 CAD (241,598,449)
Ø price 100 days   Ø volume 100 days (pcs.)	22,427.05 CAD (227,474,754)
Ø price 250 days   Ø volume 250 days (pcs.)	21,390.39 CAD (219,981,744)
YTD High   date	23,721.61 CAD (2024/09/16)
YTD Low   date	20,466.50 CAD (2024/02/13)
52 Weeks High   date	23,721.61 CAD (2024/09/16)
52 Weeks Low   date	18,692.06 CAD (2023/10/27)

## Composition

Name ISIN	Price	Diff % Diff +/-	Performance	Date Time	Turnover Pc. Turnover Money
ADVANTAGE ENERGY LTD. CA00791P1071	9.01	-1.21% -0.11		24/09/16 22:00:00	384,646 3,483,680.22
AFRICA OIL CORP CA00829Q1019	1.82	-3.19% -0.06		24/09/16 22:00:00	615,895 1,130,945.39
AGNICO EAGLE MINES LTD. CA0084741085	112.19	-0.78% -0.88		24/09/16 22:00:00	1,410,931 158,120,698.52
AIR CANADA INC. CA0089118776	16.40	3.47% 0.55	█	24/09/16 22:00:00	3,349,688 55,388,661.69
ALGOMA STEEL GROUP INC CO... CA0156581070	13.87	-0.79% -0.11		24/09/16 22:00:00	34,498 478,674.83
ALGONQUIN POWER & UTILITI... CA0158571053	7.50	0.27% 0.02		24/09/16 22:00:00	2,705,126 20,291,282.34
ALIMENTATION COUCHE-TARD ... CA01626P1484	75.75	1.00% 0.75	█	24/09/16 22:00:00	2,916,636 220,751,489.52
ALLIED PROPERTIES REAL ES... CA0194561027	18.99	0.90% 0.17	█	24/09/16 22:00:00	721,201 13,590,910.93
ALTAGAS LTD CA0213611001	35.31	0.42% 0.15		24/09/16 22:00:00	374,331 13,213,866.76
ALTUS GROUP LTD CA02215R1073	53.47	1.46% 0.77	█	24/09/16 22:00:00	49,932 2,644,741.46
ARC RESOURCES LTD. CA00208D4084	23.21	0.26% 0.06		24/09/16 22:00:00	2,036,143 47,188,436.15
ARITZIA INC. CA04045U1021	47.35	-0.04% -0.02		24/09/16 22:00:00	176,265 8,349,326.31
ATCO LTD. CLASS I CA0467894006	46.41	0.54% 0.25		24/09/16 22:00:00	185,890 8,619,121.59
ATHABASCA OIL CORP. CA04682R1073	5.28	3.13% 0.16	█	24/09/16 22:00:00	2,356,264 12,309,922.69
ATKINSREALIS GROUP INC. CA04764T1049	50.28	0.22% 0.11		24/09/16 22:17:20	444,239 22,179,266.70
ATS CORP. CA00217Y1043	35.18	0.66% 0.23		24/09/16 22:00:00	206,595 7,258,198.71
AYA GOLD & SILVER INC. CA05466C1095	16.32	0.37% 0.06		24/09/16 22:00:00	770,824 12,542,305.82
B2GOLD CORP CA11777Q2099	4.53	5.10% 0.22	█	24/09/16 22:00:00	5,884,182 26,548,264.64
BADGER INFRASTRUCTURE SOL... CA0565331026	36.19	0.11% 0.04		24/09/16 22:00:00	42,971 1,556,238.62
BALLARD POWER SYSTEMS INC... CA0585861085	2.26	-7.00% -0.17		24/09/16 22:00:00	1,098,634 2,510,545.55
BANK OF MONTREAL CA0636711016	117.98	1.45% 1.69	█	24/09/16 22:00:00	2,234,964 262,807,122.49
BANK OF NOVA SCOTIA CA0641491075	71.53	1.15% 0.81	█	24/09/16 22:00:00	3,248,243 232,048,132.91
BARRICK GOLD CORP CA0679011084	27.88	-1.52% -0.43		24/09/16 22:15:48	4,332,644 120,900,305.30

## S&amp;P/TSX COMPOSITE INDEX

BAUSCH HEALTH COMPANIES I... CA0717341071	9.51	10.58% 0.91		24/09/16 22:00:00	748,721 6,969,659.57
BAYTEX ENERGY CORP CA07317Q1054	4.19	1.76% 0.07		24/09/16 22:00:00	3,717,577 15,459,815.18
BCE INC. CA05534B7604	46.71	-0.85% -0.40		24/09/16 22:00:00	4,171,857 195,005,532.22
BELLUS HEALTH INC. CA07987C2040	19.48	-0.10% -0.02		23/06/29 22:00:00	28,666 556,529.25
BIRCHCLIFF ENERGY LTD. CA0906971035	5.54	-0.36% -0.02		24/09/16 22:00:00	939,077 5,203,501.31
BLACKBERRY LTD CA09228F1036	3.28	-2.38% -0.08		24/09/16 22:00:00	701,598 2,313,056.05
BOARDWALK REAL ESTATE INV... CA0966311064	90.62	-0.78% -0.71		24/09/16 22:00:00	162,457 14,685,946.70