

S&P/TSX COMPOSITE INDEX

ISIN: **XC0009695252** WKN: -

Overview

2024/08/15 22:32:40

Price

23,032.72 CADDifference  1.20% (272.71)

General attributes

ISIN XC0009695252

Symbol TSEC

Country Canada

Instruments in index 230

Type of index Price Index

Security type Index

Market data

Open 22,877.62 CAD

High 23,074.55 CAD

Low 22,877.62 CAD

Close (prev. day) 22,760.01 CAD

Trading volume (m) 208,220,125

Volume (pcs) 4,791,510,947,702

5Y



Information about previous performance does not guarantee future performance.

Source: FactSet

Top 5

Name 	Price	+ - (%) 	Trend 
FIRST QUAN...	16.79	+7.77 	
CELESTICA ...	56.00	+7.34 	
ALGOMA STE...	9.95	+6.38 	
CAPSTONE C...	9.29	+6.29 	
IVANHOE MI...	16.26	+5.52 	

Intraday 1W 1M 6m 1Y 3Y

Flop 5

Name 	Price	+ - (%) 	Trend 
WESDOME GO...	13.51	-4.99 	
ENBRIDGE I...	52.96	-2.32 	
AFRICA OIL...	16.22	-2.30 	
NORTHLAND ...	23.25	-1.77 	
K92 MNG IN...	7.38	-1.73 	

Intraday 1W 1M 6m 1Y 3Y

Recent research

on market

Date	Headline	Download 
2024/08/12	 Global Equity Ratings	
2024/07/24	 Global Equity Ratings	
2024/07/12	 Global Equity Ratings	
2024/07/09	 Political environment weighs on outlook	
2024/07/03	 Global Strategy 3Q 2024	

Futures and Options

Related Futures -

Related Options -

Details

2024/08/15 22:32:40

Price

23,032.72 CADDifference  1.20% (272.71)

General attributes

ISIN XC0009695252

Symbol TSEC

Country Canada

Security type Index

Instruments in index 230

Market data

Open 22,877.62 CAD

High 23,074.55 CAD

Low 22,877.62 CAD

Close (prev. day) 22,760.01 CAD

Trading volume (m) 208,220,125

Volume (pcs) 4,791,510,947,702

Performance and Risk

	6m	1Y	3Y
Perf (%)	+8.53%	+15.74%	+12.26%
Perf (abs.)	+1,810.03	+3,132.93	+2,514.65
Beta	-	-	-
Volatility	10.73	11.63	13.25



Information about previous performance does not guarantee future performance.

Source: FactSet




















Price data

Ø price 5 days Ø volume 5 days (pcs.)	22,624.23 CAD (218,883,488)
Ø price 30 days Ø volume 30 days (pcs.)	22,555.89 CAD (209,357,306)
Ø price 100 days Ø volume 100 days (pcs.)	22,179.89 CAD (224,131,295)
Ø price 250 days Ø volume 250 days (pcs.)	21,137.11 CAD (217,307,994)
YTD High date	23,209.68 CAD (2024/07/31)
YTD Low date	20,466.50 CAD (2024/02/13)
52 Weeks High date	23,209.68 CAD (2024/07/31)
52 Weeks Low date	18,692.06 CAD (2023/10/27)

Composition

Name ISIN	Price	Diff % Diff +/-	Performance	Date Time	Turnover Pc. Turnover Money
ADVANTAGE ENERGY LTD. CA00791P1071	9.92	1.74% 0.17		24/08/15 22:18:02	630,078 6,298,772.55
AFRICA OIL CORP CA00829Q1019	2.12	-2.30% -0.05		24/08/15 22:00:00	366,736 786,943.65
AGNICO EAGLE MINES LTD. CA0084741085	107.24	0.69% 0.74		24/08/15 22:00:00	545,553 58,246,841.11
AIR CANADA INC. CA0089118776	15.63	1.82% 0.28		24/08/15 22:00:00	1,749,979 27,413,780.14
ALGOMA STEEL GROUP INC CO... CA0156581070	13.67	6.38% 0.82		24/08/15 22:00:00	179,131 2,448,402.19
ALGONQUIN POWER & UTILITI... CA0158571053	7.14	1.71% 0.12		24/08/15 22:00:00	5,736,644 40,800,919.34
ALIMENTATION COUCHE-TARD ... CA01626P1484	83.84	1.56% 1.29		24/08/15 22:00:00	1,126,189 94,356,227.00
ALLIED PROPERTIES REAL ES... CA0194561027	16.86	0.48% 0.08		24/08/15 22:00:00	343,591 5,807,897.93
ALTAGAS LTD CA0213611001	33.46	-0.18% -0.06		24/08/15 22:00:00	536,654 17,967,294.49
ALTUS GROUP LTD CA02215R1073	52.93	3.85% 1.96		24/08/15 22:00:00	96,839 5,117,602.99
ARC RESOURCES LTD. CA00208D4084	26.29	1.51% 0.39		24/08/15 22:00:00	1,300,505 34,175,440.86
ARITZIA INC. CA04045U1021	44.57	2.15% 0.94		24/08/15 22:00:00	299,681 13,448,482.93
ATCO LTD. CLASS I CA0467894006	44.48	0.36% 0.16		24/08/15 22:00:00	127,740 5,674,603.02
ATHABASCA OIL CORP. CA04682R1073	5.66	3.10% 0.17		24/08/15 22:00:00	2,921,806 16,525,686.61
ATKINSREALIS GROUP INC. CA04764T1049	56.15	2.80% 1.53		24/08/15 22:16:13	237,723 13,282,499.75
ATS CORP. CA00217Y1043	36.80	0.25% 0.09		24/08/15 22:00:00	217,667 8,036,647.63
AYA GOLD & SILVER INC. CA05466C1095	14.81	0.00% 0.00		24/08/15 22:00:00	271,679 4,055,478.87
B2GOLD CORP CA11777Q2099	3.55	-1.39% -0.05		24/08/15 22:00:00	2,703,384 9,645,410.50
BADGER INFRASTRUCTURE SOL... CA0565331026	37.16	3.08% 1.11		24/08/15 22:00:00	49,175 1,826,082.57
BALLARD POWER SYSTEMS INC... CA0585861085	2.53	0.80% 0.02		24/08/15 22:00:00	353,898 900,054.52
BANK OF MONTREAL CA0636711016	116.35	1.76% 2.01		24/08/15 22:17:18	1,926,974 223,916,958.21
BANK OF NOVA SCOTIA CA0641491075	63.82	1.22% 0.77		24/08/15 22:00:00	2,997,025 191,108,590.45
BARRICK GOLD CORP CA0679011084	26.19	-0.30% -0.08		24/08/15 22:00:00	2,602,787 68,086,797.13























S&P/TSX COMPOSITE INDEX

BAUSCH HEALTH COMPANIES I... CA0717341071	7.88	3.68% 0.28		24/08/15 22:00:00	322,538 2,547,877.76
BAYTEX ENERGY CORP CA07317Q1054	4.97	2.26% 0.11		24/08/15 22:00:00	4,677,020 23,304,572.38
BCE INC. CA05534B7604	47.12	0.26% 0.12		24/08/15 22:00:00	2,771,889 130,345,365.27
BELLUS HEALTH INC. CA07987C2040	19.48	-0.10% -0.02		23/06/29 22:00:00	28,666 556,529.25
BIRCHCLIFF ENERGY LTD. CA0906971035	6.30	1.94% 0.12		24/08/15 22:00:00	1,538,674 9,765,844.15
BLACKBERRY LTD CA09228F1036	3.20	3.90% 0.12		24/08/15 22:00:00	1,216,401 3,873,019.04
BOARDWALK REAL ESTATE INV... CA0966311064	81.45	0.20% 0.16		24/08/15 22:00:00	63,405 5,169,340.81
BOMBARDIER INC. CLASS B CA0977518616	88.94	4.52% 3.85		24/08/15 22:00:00	316,920 27,979,009.64
BORALEX INC. CLASS A CA09950M3003	34.52	-0.35% -0.12		24/08/15 22:00:00	240,716 8,349,301.30
BOYD GROUP SERVICES INC. CA1033101082	218.04	-0.44% -0.96		24/08/15 22:00:00	61,861 13,492,069.13
BROOKFIELD ASSET MANAGEME... CA1130041058	56.31	0.63% 0.35		24/08/15 22:17:18	576,920 32,504,560.79
BROOKFIELD BUSINESS PARTN... BMG162341090	27.70	2.14% 0.58		24/08/15 22:00:00	15,202 418,887.85
BROOKFIELD CORP. CLASS A CA11271J1075	63.85	0.50% 0.32		24/08/15 22:17:18	2,475,048 158,254,757.22
BROOKFIELD INFRASTRUCTURE... BMG162521014	42.57	2.04% 0.85		24/08/15 22:00:00	309,340 13,161,936.96
BROOKFIELD RENEWABLE PART... BMG162581083	33.93	1.59% 0.53		24/08/15 22:00:00	252,824 8,603,253.64
BRP INC. CA05577W2004	94.34	2.66% 2.44		24/08/15 22:00:00	77,611 7,328,143.80
CAE INC. CA1247651088	24.67	2.24% 0.54		24/08/15 22:00:00	672,013 16,551,795.96
CALIBRE MINING CORP CA13000C2058	2.07	1.97% 0.04		24/08/15 22:00:00	974,432 1,996,693.71
CAMECO CORP. CA13321L1085	56.03	2.43% 1.33		24/08/15 22:17:18	895,178 50,073,885.03
CANADA GOOSE HOLDINGS INC... CA1350861060	14.59	3.11% 0.44		24/08/15 22:00:00	150,259 2,188,152.25
CANADIAN IMPERIAL BK OF C... CA1360691010	70.73	0.08% 0.06		24/08/15 22:17:19	1,706,608 121,115,540.15
CANADIAN NATIONAL RAILWAY... CA1363751027	155.24	1.86% 2.83		24/08/15 22:00:00	1,085,529 168,336,192.46
CANADIAN NATURAL RESOURCE... CA1363851017	50.49	1.84% 0.91		24/08/15 22:18:02	11,283,930 569,578,112.55
CANADIAN PACIFIC KANSAS C... CA13646K1084	109.05	1.87% 2.00		24/08/15 22:17:19	884,745 96,384,494.78
CANADIAN TIRE CORP LTD. CA1366812024	149.87	0.47% 0.70		24/08/15 22:00:00	97,678 14,663,337.49
CANADIAN UTILITIES LTD. CA1367178326	32.99	0.70% 0.23		24/08/15 22:00:00	629,945 20,775,424.74
CANADIAN WESTERN BANK CA13677F1018	48.70	2.57% 1.22		24/08/15 22:00:00	286,967 13,824,566.64
CANFOR CORPORATION	14.93	0.54%		24/08/15	104,425

S&P/TSX COMPOSITE INDEX

CA1375761048		0.08		22:00:00	1,571,938.87
CAPITAL POWER CORP. CA14042M1023	43.18	0.07% 0.03		24/08/15 22:17:19	362,344 15,633,003.39
CAPSTONE COPPER CO CA14071L1085	9.29	6.29% 0.55	█	24/08/15 22:00:00	3,242,269 30,059,035.40
CARGOJET INC. CA14179V5036	125.83	1.48% 1.83	█	24/08/15 22:00:00	68,023 8,704,579.12
CCL INDUSTRIES INC. CA1249003098	77.65	3.96% 2.96	█	24/08/15 22:00:00	361,893 27,939,965.42
CDN APARTMENT PROP REAL E... CA1349211054	49.61	0.63% 0.31		24/08/15 22:00:00	378,920 18,827,861.51
CELESTICA INC. CA15101Q2071	76.92	7.34% 5.26	█	24/08/15 22:17:18	1,017,049 77,727,443.56
CENOVUS ENERGY INC. CA15135U1093	27.31	3.21% 0.85	█	24/08/15 22:18:02	4,617,689 125,854,915.30
CENTERRA GOLD INC. CA1520061021	9.43	-1.26% -0.12		24/08/15 22:00:00	448,409 4,228,610.56
CES ENERGY SOLUTIONS CORP... CA15713J1049	7.87	2.34% 0.18	█	24/08/15 22:18:02	802,412 6,298,840.48
CGI INC. CLASS A CA12532H1047	149.55	1.14% 1.69	█	24/08/15 22:00:00	261,700 38,979,588.26
CHARTWELL RETIREMENT RESI... CA16141A1030	14.47	-0.28% -0.04		24/08/15 22:00:00	300,773 4,369,782.68
CHOICE PROPERTIES REAL ES... CA17039A1066	14.19	0.50% 0.07		24/08/15 22:00:00	318,781 4,518,235.56
CI FINANCIAL CORP CA1254911003	16.56	0.12% 0.02		24/08/15 22:00:00	204,177 3,394,218.21
COGECO COMMUNICATIONS INC... CA19239C1068	64.81	0.06% 0.04		24/08/15 22:00:00	37,883 2,454,590.39
COLLIERS INTERNATIONAL GR... CA1946931070	187.88	0.61% 1.13		24/08/15 22:00:00	31,628 5,932,866.74
CONSTELLATION SOFTWARE IN... CA21037X1006	4,241.12	1.50% 62.64	█	24/08/15 22:00:00	44,767 189,305,653.49
CROMBIE REAL ESTATE INVES... CA2271071094	13.90	0.43% 0.06		24/08/15 22:00:00	145,760 2,030,355.09
CT REAL ESTATE INVESTMENT... CA1264621006	14.61	1.18% 0.17	█	24/08/15 22:00:00	128,613 1,870,144.53
DEFINITY FINL CORP COM NP... CA24477T1003	50.00	0.85% 0.42	█	24/08/15 22:00:00	50,115 2,505,022.54
DENISON MINES CORP CA2483561072	2.19	1.39% 0.03	█	24/08/15 22:00:00	2,101,494 4,606,979.51
DESCARTES SYSTEMS GROUP I... CA2499061083	136.18	1.73% 2.32	█	24/08/15 22:00:00	52,025 7,081,031.24
DOLLARAMA INC. CA25675T1075	134.77	2.21% 2.92	█	24/08/15 22:00:00	358,126 47,945,175.38
DREAM INDUSTRIAL REAL EST... CA26153W1095	13.24	1.69% 0.22	█	24/08/15 22:00:00	315,414 4,176,415.63
DUNDEE PRECIOUS METALS IN... CA2652692096	12.96	0.86% 0.11	█	24/08/15 22:00:00	319,635 4,114,707.12
ELDORADO GOLD CORP. CA2849025093	23.82	1.15% 0.27	█	24/08/15 22:00:00	423,976 10,037,521.40
ELEMENT FLEET MANAGEMENT ... CA2861812014	27.15	-0.40% -0.11		24/08/15 22:00:00	403,776 10,954,995.41
EMERA INC. CA2908761018	49.79	0.34% 0.17		24/08/15 22:17:19	521,671 25,967,731.83

S&P/TSX COMPOSITE INDEX

EMPIRE CO. LTD. CA2918434077	37.72	1.29% 0.48		24/08/15 22:00:00	307,016 11,594,408.35
ENBRIDGE INC. CA29250N1050	52.96	-2.32% -1.26		24/08/15 22:00:00	19,470,254 1,031,486,114.16
ENERGY FUELS INC. CA2926717083	6.43	3.04% 0.19		24/08/15 22:00:00	226,609 1,460,710.02
ENGHOUSE SYSTEMS LTD. CA2929491041	29.30	0.72% 0.21		24/08/15 22:00:00	73,544 2,161,325.15
EQB INC COM NPV CA26886R1047	98.15	0.69% 0.67		24/08/15 22:00:00	48,756 4,780,836.89
EQUINOX GOLD CORP. CA29446Y5020	7.20	2.56% 0.18		24/08/15 22:00:00	394,098 2,811,941.40
ERO COPPER CORP. CA2960061091	27.39	4.46% 1.17		24/08/15 22:00:00	244,436 6,667,232.55
EXCHANGE INCOME CORPORATI... CA3012831077	48.05	0.92% 0.44		24/08/15 22:17:19	44,886 2,156,641.04
FAIRFAX FINANCIAL HOLDING... CA3039011026	1,560.21	1.55% 23.78		24/08/15 22:00:00	34,866 54,268,908.04
FILO CORP. CA31729R1055	31.26	1.20% 0.37		24/08/15 22:00:00	1,589,436 49,626,239.17
FINNING INTERNATIONAL INC... CA3180714048	39.76	1.56% 0.61		24/08/15 22:17:19	186,280 7,399,759.08
FIRST CAP REAL EST CA31890B1031	16.48	-0.06% -0.01		24/08/15 22:00:00	174,143 2,877,902.28
FIRST MAJESTIC SILVER COR... CA32076V1031	7.56	2.72% 0.20		24/08/15 22:00:00	541,884 4,078,202.52
FIRST QUANTUM MINERALS LI... CA3359341052	16.79	7.77% 1.21		24/08/15 22:00:00	1,873,697 31,054,209.05
FIRSTSERVICE CORP. CA33767E2024	235.58	0.59% 1.38		24/08/15 22:00:00	48,738 11,485,724.16
FORTIS INC. CA3495531079	59.90	0.55% 0.33		24/08/15 22:00:00	2,119,272 126,779,068.82
FORTUNA MINING CORP. CA3499421020	6.19	2.15% 0.13		24/08/15 22:17:20	503,952 3,095,060.41
FRANCO-NEVADA CORP CA3518581051	164.66	2.54% 4.08		24/08/15 22:00:00	509,725 83,796,612.19
FREEHOLD ROYALTIES LTD. CA3565001086	13.60	-0.07% -0.01		24/08/15 22:00:00	662,322 9,028,864.16
GFL ENVIRONMENTAL INC. CA36168Q1046	56.53	1.07% 0.60		24/08/15 22:00:00	157,489 8,917,013.26
GIBSON ENERGY INC. CA3748252069	21.80	0.14% 0.03		24/08/15 22:00:00	356,239 7,748,272.91
GILDAN ACTIVEWEAR INC. CA3759161035	57.62	0.91% 0.52		24/08/15 22:00:00	334,720 19,316,175.42