

S&P/TSX COMPOSITE INDEX

ISIN: **XC0009695252** WKN: -

Overview

2024/07/26 23:00:25

Price

22,814.81 CADDifference  0.91% (206.78)

General attributes

ISIN XC0009695252

Symbol TSEC

Country Canada

Instruments in index 230

Type of index Price Index

Security type Index

Market data

Open 22,683.88 CAD

High 22,843.22 CAD

Low 22,683.88 CAD

Close (prev. day) 22,608.03 CAD

Trading volume (m) 174,461,132

Volume (pcs) 3,976,338,644,015

5Y



Information about previous performance does not guarantee future performance.

Source: FactSet

Top 5

Name 	Price	+ - (%) 	Trend 
WINPAK LTD...	48.67	+7.75 	
BRP INC.	99.84	+5.76 	
SEABRIDGE ...	16.22	+5.65 	
NEXGEN ENE...	6.52	+5.13 	
NOVAGOLD R...	4.75	+4.30 	

Intraday 1W 1M 6m 1Y 3Y

Flop 5

Name 	Price	+ - (%) 	Trend 
BAYTEX ENE...	3.43	-6.13 	
INNERGEX R...	9.53	-2.16 	
KELT EXPLO...	5.90	-1.83 	
TFI INTERN...	153.78	-1.56 	
BIRCHCLIFF...	5.95	-1.33 	

Intraday 1W 1M 6m 1Y 3Y

Recent research

on market

Date	Headline	Download 
2024/07/24	 Global Equity Ratings	
2024/07/12	 Global Equity Ratings	
2024/07/09	 Political environment weighs on outlook	
2024/07/03	 Global Strategy 3Q 2024	
2024/06/21	 Global Equity Ratings	

Futures and Options

Related Futures -

Related Options -

Details

2024/07/26 23:00:25

Price

22,814.81 CADDifference  0.91% (206.78)

General attributes

ISIN XC0009695252

Symbol TSEC

Country Canada

Security type Index

Instruments in index 230

Market data

Open 22,683.88 CAD

High 22,843.22 CAD

Low 22,683.88 CAD

Close (prev. day) 22,608.03 CAD

Trading volume (m) 174,461,132

Volume (pcs) 3,976,338,644,015

Performance and Risk

	6m	1Y	3Y
Perf (%)	+8.00%	+10.96%	+13.14%
Perf (abs.)	+1,689.53	+2,253.17	+2,649.85
Beta	-	-	-
Volatility	10.35	11.28	13.05



Information about previous performance does not guarantee future performance.

Source: FactSet







Price data

Ø price 5 days Ø volume 5 days (pcs.)	22,749.76 CAD (189,399,726)
Ø price 30 days Ø volume 30 days (pcs.)	22,244.22 CAD (210,819,088)
Ø price 100 days Ø volume 100 days (pcs.)	22,098.10 CAD (224,509,635)
Ø price 250 days Ø volume 250 days (pcs.)	21,018.66 CAD (214,632,439)
YTD High date	22,996.14 CAD (2024/07/16)
YTD Low date	20,466.50 CAD (2024/02/13)
52 Weeks High date	22,996.14 CAD (2024/07/16)
52 Weeks Low date	18,692.06 CAD (2023/10/27)

Composition

Name ISIN	Price	Diff % Diff +/-	Performance	Date Time	Turnover Pc. Turnover Money
ADVANTAGE ENERGY LTD. CA00791P1071	9.77	-0.31% -0.03		24/07/26 22:00:00	2,229,965 21,196,960.13
AFRICA OIL CORP CA00829Q1019	2.38	-1.24% -0.03		24/07/26 22:00:00	413,159 978,884.58
AGNICO EAGLE MINES LTD. CA0084741085	101.54	0.52% 0.53		24/07/26 22:00:00	657,007 66,946,583.44
AIR CANADA INC. CA0089118776	16.16	0.06% 0.01		24/07/26 22:00:00	2,516,821 40,703,781.31
ALGOMA STEEL GROUP INC CO... CA0156581070	11.95	0.34% 0.04		24/07/26 22:00:00	29,360 351,920.50
ALGONQUIN POWER & UTILITI... CA0158571053	8.58	1.18% 0.10		24/07/26 22:00:00	1,399,059 12,015,662.48
ALIMENTATION COUCHE-TARD ... CA01626P1484	82.62	0.27% 0.22		24/07/26 22:15:08	914,815 75,596,795.70
ALLIED PROPERTIES REAL ES... CA0194561027	17.83	1.54% 0.27		24/07/26 22:00:00	343,109 6,101,939.42
ALTAGAS LTD CA0213611001	32.90	1.04% 0.34		24/07/26 22:00:00	551,384 18,131,742.37
ALTUS GROUP LTD CA02215R1073	58.00	2.27% 1.29		24/07/26 22:00:00	129,781 7,503,702.00
ARC RESOURCES LTD. CA00208D4084	23.46	1.21% 0.28		24/07/26 22:00:00	795,227 18,527,920.48
ARITZIA INC. CA04045U1021	45.50	0.78% 0.35		24/07/26 22:00:00	255,319 11,604,098.38
ATCO LTD. CLASS I CA0467894006	42.42	1.63% 0.68		24/07/26 22:00:00	137,881 5,835,730.37
ATHABASCA OIL CORP. CA04682R1073	5.57	4.11% 0.22		24/07/26 22:00:00	4,919,931 26,919,679.80
ATKINSREALIS GROUP INC. CA04764T1049	57.54	1.62% 0.92		24/07/26 22:00:00	157,870 9,079,323.93
ATS CORP. CA00217Y1043	42.00	0.00% 0.00		24/07/26 22:00:00	148,103 6,249,868.39
AYA GOLD & SILVER INC. CA05466C1095	14.85	3.34% 0.48		24/07/26 22:00:00	239,997 3,543,601.05
B2GOLD CORP CA11777Q2099	4.03	1.00% 0.04		24/07/26 22:00:00	940,410 3,789,629.04
BADGER INFRASTRUCTURE SOL... CA0565331026	38.65	1.68% 0.64		24/07/26 22:00:00	35,686 1,375,547.45
BALLARD POWER SYSTEMS INC... CA0585861085	3.16	1.61% 0.05		24/07/26 22:00:00	412,223 1,303,290.99
BANK OF MONTREAL CA0636711016	120.86	0.51% 0.61		24/07/26 22:00:00	3,057,832 369,314,254.82
BANK OF NOVA SCOTIA CA0641491075	63.40	0.70% 0.44		24/07/26 22:00:00	3,266,907 206,918,588.42
BARRICK GOLD CORP CA0679011084	24.61	0.37% 0.09		24/07/26 22:00:00	2,736,463 67,467,047.63

S&P/TSX COMPOSITE INDEX

BAUSCH HEALTH COMPANIES I... CA0717341071	8.30	2.09% 0.17		24/07/26 22:15:43	716,161 5,851,765.81
BAYTEX ENERGY CORP CA07317Q1054	4.75	-6.13% -0.31		24/07/26 22:00:00	13,233,969 62,777,562.88
BCE INC. CA05534B7604	46.15	0.63% 0.29		24/07/26 22:00:00	2,403,906 110,741,302.71
BELLUS HEALTH INC. CA07987C2040	-	-% -		- -	- -
BIRCHCLIFF ENERGY LTD. CA0906971035	5.95	-1.33% -0.08		24/07/26 22:15:08	836,448 4,972,250.86
BLACKBERRY LTD CA09228F1036	3.41	2.40% 0.08		24/07/26 22:00:00	1,229,825 4,176,191.65
BOARDWALK REAL ESTATE INV... CA0966311064	79.40	0.70% 0.55		24/07/26 22:00:00	60,387 4,806,359.08