

## S&amp;P/TSX COMPOSITE INDEX

ISIN: **XC0009695252** WKN: -

## Overview

2024/05/08 17:11:46

Price

**22,160.50** CADDifference  -0.58% (-130.12)

## General attributes

ISIN XC0009695252

Symbol TSEC

Country Canada

Instruments in index 227

Type of index Price Index

Security type Index

## Market data

Open 22,089.56 CAD

High 22,198.16 CAD

Low 22,048.94 CAD

Close (prev. day) 22,290.62 CAD

Trading volume (m) 45,086,536

Volume (pcs) 997,687,575,594

5Y



Information about previous performance does not guarantee future performance.

Source: FactSet

## Top 5

Name 	Price	+ - (%) 	Trend 
STELLA-JON...	78.75	+8.37	
KINROSS GO...	7.14	+5.49	
INTERNATIO...	141.00	+3.30	
WESTON LTD...	192.74	+2.89	
B2GOLD COR...	2.635	+2.84	




Intraday 1W 1M 6m 1Y 3Y

## Flop 5

Name 	Price	+ - (%) 	Trend 
SHOPIFY IN...	61.69	-19.95	
NEXGEN ENE...	8.00	-8.50	
ARITZIA IN...	36.28	-4.25	
BAUSCH HEA...	7.2299	-2.75	
CAPSTONE C...	10.10	-2.70	

Intraday 1W 1M 6m 1Y 3Y

## Recent research

on market		
Date	Headline	Download
2024/04/26	 Global Equity Ratings	
2024/04/03	 Global Equity Ratings	
2024/03/26	 Global Strategy 2Q 2024	
2024/03/13	 Global Equity Ratings	
2024/02/22	 Global Equity Ratings	

**Futures and Options**

**Related Futures** -

**Related Options** -

## Details

2024/05/08 17:11:46

Price

**22,160.50** CADDifference  -0.58% (-130.12)

## General attributes

ISIN XC0009695252

Symbol TSEC

Country Canada

Security type Index

Instruments in index 227

## Market data

Open 22,089.56 CAD

High 22,198.16 CAD

Low 22,048.94 CAD

Close (prev. day) 22,290.62 CAD

Trading volume (m) 45,086,536

Volume (pcs) 997,687,575,594

## Performance and Risk

	6m	1Y	3Y
Perf (%)	+13.87%	+8.51%	+14.47%
Perf (abs.)	+2,715.03	+1,748.59	+2,817.88
Beta	-	-	-
Volatility	9.92	11.33	12.97



Information about previous performance does not guarantee future performance.  
Source: FactSet

## Price data

Ø price 5 days   Ø volume 5 days (pcs.)	22,009.85 CAD (223,347,991)
Ø price 30 days   Ø volume 30 days (pcs.)	21,988.31 CAD (223,518,486)
Ø price 100 days   Ø volume 100 days (pcs.)	21,427.39 CAD (220,303,620)
Ø price 250 days   Ø volume 250 days (pcs.)	20,539.34 CAD (211,291,958)
YTD High   date	22,380.16 CAD (2024/04/09)
YTD Low   date	20,466.50 CAD (2024/02/13)
52 Weeks High   date	22,380.16 CAD (2024/04/09)
52 Weeks Low   date	18,692.06 CAD (2023/10/27)

## Composition

Name ISIN	Price	Diff % Diff +/-	Performance	Date Time	Turnover Pc. Turnover Money
ADVANTAGE ENERGY LTD. CA00791P1071	10.99	-0.90% -0.10		24/05/08 17:11:16	30,917 340,204.63
AFRICA OIL CORP CA00829Q1019	2.46	0.41% 0.01		24/05/08 17:06:37	71,293 175,507.54
AGNICO EAGLE MINES LTD. CA0084741085	91.17	0.81% 0.73		24/05/08 17:11:59	235,828 21,423,225.89
AIR CANADA INC. CA0089118776	18.445	-0.46% -0.09		24/05/08 17:11:40	613,764 11,338,521.18
ALGOMA STEEL GROUP INC CO... CA0156581070	10.58	-1.49% -0.16		24/05/08 17:06:40	7,883 83,483.57
ALGONQUIN POWER & UTILITI... CA0158571053	9.12	0.44% 0.04		24/05/08 17:11:57	396,260 3,594,517.37
ALIMENTATION COUCHE-TARD ... CA01626P1484	74.65	-0.09% -0.07		24/05/08 17:11:59	254,935 19,059,859.14
ALLIED PROPERTIES REAL ES... CA0194561027	16.98	-0.24% -0.04		24/05/08 17:11:42	165,536 2,803,424.19
ALTAGAS LTD CA0213611001	30.11	0.03% 0.01		24/05/08 17:11:40	115,498 3,476,952.00
ALTUS GROUP LTD CA02215R1073	49.56	0.79% 0.39		24/05/08 17:08:13	18,291 902,228.10
ARC RESOURCES LTD. CA00208D4084	25.60	0.79% 0.20		24/05/08 17:11:57	178,356 4,522,811.97
ARITZIA INC. CA04045U1021	36.28	-4.25% -1.61		24/05/08 17:11:39	82,711 3,035,241.58
ATCO LTD. CLASS I CA0467894006	39.46	0.92% 0.36		24/05/08 17:11:51	44,252 1,733,689.79
ATHABASCA OIL CORP. CA04682R1073	4.81	0.00% 0.00		24/05/08 17:11:35	666,229 3,186,271.09
ATS CORP. CA00217Y1043	45.70	1.04% 0.47		24/05/08 17:07:09	22,039 1,000,607.69
B2GOLD CORP CA11777Q2099	3.62	2.84% 0.10		24/05/08 17:11:20	2,305,626 8,152,551.20
BADGER INFRASTRUCTURE SOL... CA0565331026	44.32	-0.29% -0.13		24/05/08 17:06:33	5,705 252,964.38
BALLARD POWER SYSTEMS INC... CA0585861085	3.96	2.59% 0.10		24/05/08 17:10:43	408,051 1,597,282.02
BANK OF MONTREAL CA0636711016	127.00	0.54% 0.68		24/05/08 17:11:42	186,132 23,532,192.33
BANK OF NOVA SCOTIA CA0641491075	65.10	0.63% 0.41		24/05/08 17:11:58	370,546 24,015,424.31
BARRICK GOLD CORP CA0679011084	23.03	0.17% 0.04		24/05/08 17:11:57	790,265 18,161,281.05
BAUSCH HEALTH COMPANIES I... CA0717341071	9.92	-2.75% -0.28		24/05/08 17:11:25	103,153 1,031,363.69
BAYTEX ENERGY CORP CA07317Q1054	5.05	-0.39% -0.02		24/05/08 17:10:37	1,293,432 6,487,613.36

## S&amp;P/TSX COMPOSITE INDEX

BCE INC. CA05534B7604	46.03	0.26% 0.12		24/05/08 17:11:56	862,654 39,685,276.37
BELLUS HEALTH INC. CA07987C2040	19.48	-0.10% -0.02		23/06/29 22:00:00	28,666 556,529.25
BIRCHCLIFF ENERGY LTD. CA0906971035	5.775	-1.11% -0.07		24/05/08 17:11:57	268,925 1,550,196.32
BLACKBERRY LTD CA09228F1036	3.92	-0.76% -0.03		24/05/08 17:11:28	598,661 2,335,026.84
BOARDWALK REAL ESTATE INV... CA0966311064	72.04	-1.45% -1.06		24/05/08 17:11:55	62,058 4,522,195.23
BOMBARDIER INC. CLASS B CA0977518616	72.35	-1.64% -1.21		24/05/08 17:11:57	149,446 10,866,312.79
BORALEX INC. CLASS A CA09950M3003	29.56	-0.14% -0.04		24/05/08 17:11:49	38,984 1,156,407.34