

## S&amp;P/TSX COMPOSITE INDEX

ISIN: XC0009695252 WKN: -

## Přehled

06.05.2024 22:50:38

Cena

22.259,47 CAD

Změna ▲ 1,42% (312,06)

## Základní údaje

ISIN XC0009695252

Symbol TSEC

Stát Canada

Nástroje v indexu 227

Typ indexu Price Index

Typ cenného papíru Index

## Tržní data

Otevírací cena 21.988,83 CAD

Max 22.261,72 CAD

Min 21.988,83 CAD

Závěrečná cena (předchozí den) 21.947,41 CAD

Obchodovaný objem (mil.) 234.299.700

Objem (kusy) 5.203.617.760.549

## TOP 5

| Název <span>⬇</span> | Cena  | + - (%) <span>⬇</span> | Trend <span>⬆</span>                 |
|----------------------|-------|------------------------|--------------------------------------|
| ARITZIA IN...        | 38,02 | +6,14                  | <span style="color: green;">▲</span> |
| CAPSTONE C...        | 10,55 | +6,03                  | <span style="color: green;">▲</span> |
| FIRST MAJE...        | 7,11  | +6,00                  | <span style="color: green;">▲</span> |
| BAYTEX ENE...        | 3,72  | +5,81                  | <span style="color: green;">▲</span> |
| FORTUNA SI...        | 4,85  | +5,56                  | <span style="color: green;">▲</span> |

Denní 1t 1m 6m 1r 3r

## FLOP 5

| Název <span>⬇</span> | Cena  | + - (%) <span>⬇</span> | Trend <span>⬇</span>               |
|----------------------|-------|------------------------|------------------------------------|
| WESTSHORE ...        | 24,62 | -6,67                  | <span style="color: red;">▼</span> |
| BAUSCH HEA...        | 7,52  | -3,84                  | <span style="color: red;">▼</span> |
| TILRAY BRA...        | 2,05  | -1,75                  | <span style="color: red;">▼</span> |
| PASON SYST...        | 15,51 | -1,71                  | <span style="color: red;">▼</span> |
| PAREX RESO...        | 23,52 | -1,42                  | <span style="color: red;">▼</span> |

51



Minulá výkonnost nezaručuje výkonnost budoucí.

Zdroj: FactSet

## Atuální analýzy a prognózy

## Z trhů

| Datum      | Nadpis  | Stáhnout       |
|------------|---|----------------|
| 26.04.2024 | <span style="color: red;">🇬🇧</span> Global Equity Ratings   | <span>⬇</span> |
| 03.04.2024 | <span style="color: red;">🇬🇧</span> Global Equity Ratings   | <span>⬇</span> |
| 26.03.2024 | <span style="color: red;">🇬🇧</span> Global Strategy 2Q 2024 | <span>⬇</span> |
| 13.03.2024 | <span style="color: red;">🇬🇧</span> Global Equity Ratings   | <span>⬇</span> |
| 22.02.2024 | <span style="color: red;">🇬🇧</span> Global Equity Ratings   | <span>⬇</span> |

Denní 1t 1m 6m 1r 3r

**Futures a opce**

Související Futures -

Související Opce -

## Detaily

06.05.2024 22:50:38

Cena

**22.259,47** CADZměna ▲ 1,42% (312,06)

### Základní údaje

ISIN XC0009695252

Symbol TSEC

Stát Canada

Typ cenného papíru Index

Nástroje v indexu 227

### Tržní data

Otevírací cena 21.988,83 CAD

Max 22.261,72 CAD

Min 21.988,83 CAD

Závěrečná cena (předchozí den) 21.947,41 CAD

Obchodovaný objem (mil.) 234.299.700

Objem (kusy) 5.203.617.760.549

### Výkonnost a riziko

|                | 6m        | 1r        | 3r        |
|----------------|-----------|-----------|-----------|
| Výkonn. (%)    | +12,74%   | +8,36%    | +15,39%   |
| Výkonn. (abs.) | +2.515,53 | +1.717,44 | +2.968,49 |
| Beta           | -         | -         | -         |
| Volatilita     | 9,93      | 11,35     | 12,97     |



51

Minulá výkonnost nezaručuje výkonnost budoucí.

Zdroj: FactSet





























### Ceny

|  |                             |
|--|-----------------------------|
| Ø cena 5 dní   Ø objem 5 dní (ks.)     | 21.894,64 CAD (236.065.412) |
| Ø cena 30 dní   Ø objem 30 dní (ks.)   | 21.976,70 CAD (224.025.785) |
| Ø cena 100 dní   Ø objem 100 dní (ks.) | 21.406,83 CAD (220.772.187) |
| Ø cena 250 dní   Ø objem 250 dní (ks.) | 20.532,52 CAD (211.279.955) |
| YTD Max   datum                        | 22.380,16 CAD (09.04.2024)  |
| YTD Min   datum                        | 20.466,50 CAD (13.02.2024)  |
| 52týdenní max.   datum                 | 22.380,16 CAD (09.04.2024)  |
| 52týdenní min.   datum                 | 18.692,06 CAD (27.10.2023)  |

## Složení

Strana 1 z 8

<< <  > >>

| Název <br>ISIN | Cena   | Změna % <br>Změna +/- | Výkonnost  | Datum<br>Čas         | Obrat v kusech <br>Peněžní obrat  |
|---|--------|--|---|----------------------|---|
| ADVANTAGE ENERGY LTD.<br>CA00791P1071   | 10,95  | 2,62%<br>0,28  |             | 06.05.24<br>22:00:00 | 229.768<br>2.518.542,10   |
| AFRICA OIL CORP<br>CA00829Q1019   | 2,48   | 2,06%<br>0,05  |             | 06.05.24<br>22:00:00 | 245.252<br>612.940,92   |
| AGNICO EAGLE MINES LTD.<br>CA0084741085   | 90,39  | 1,56%<br>1,39  |             | 06.05.24<br>22:00:00 | 2.619.401<br>236.679.448,57   |
| AIR CANADA INC.<br>CA0089118776   | 18,83  | 0,37%<br>0,07  |             | 06.05.24<br>22:00:00 | 2.725.160<br>51.201.565,20  |
| ALGOMA STEEL GROUP INC CO...<br>CA0156581070  | 10,59  | -1,03%<br>-0,11  |             | 06.05.24<br>22:00:00 | 40.794<br>431.995,37  |
| ALGONQUIN POWER & UTILITI...<br>CA0158571053  | 9,15   | 2,35%<br>0,21  |             | 06.05.24<br>22:00:00 | 2.386.541<br>21.735.860,60  |
| ALIMENTATION COUCHE-TARD ...<br>CA01626P1484  | 75,25  | 0,35%<br>0,26  |             | 06.05.24<br>22:00:00 | 1.190.697<br>89.603.219,96  |
| ALLIED PROPERTIES REAL ES...<br>CA0194561027  | 17,35  | 1,28%<br>0,22  |             | 06.05.24<br>22:00:00 | 416.026<br>7.170.883,22   |
| ALTAGAS LTD<br>CA0213611001   | 30,20  | -0,53%<br>-0,16  |             | 06.05.24<br>22:00:00 | 637.820<br>19.341.771,55  |
| ALTUS GROUP LTD<br>CA02215R1073   | 49,07  | -0,57%<br>-0,28  |           | 06.05.24<br>22:00:00 | 72.340<br>3.567.730,95  |
| ARC RESOURCES LTD.<br>CA00208D4084  | 25,45  | 3,37%<br>0,83  |           | 06.05.24<br>22:00:00 | 2.175.453<br>55.281.270,42  |
| ARITZIA INC.<br>CA04045U1021  | 38,02  | 6,14%<br>2,20  |           | 06.05.24<br>22:00:00 | 507.831<br>18.947.349,47  |
| ATCO LTD. CLASS I<br>CA0467894006   | 38,26  | 1,22%<br>0,46  |           | 06.05.24<br>22:00:00 | 303.044<br>11.580.734,42  |
| ATHABASCA OIL CORP.<br>CA04682R1073   | 4,81   | 1,05%<br>0,05  |           | 06.05.24<br>22:00:00 | 4.251.919<br>20.543.183,99  |
| ATS CORP.<br>CA00217Y1043   | 44,69  | 1,59%<br>0,70  |           | 06.05.24<br>22:00:00 | 155.144<br>6.912.842,27   |
| B2GOLD CORP<br>CA11777Q2099   | 3,48   | 2,35%<br>0,08  |           | 06.05.24<br>22:00:00 | 1.812.571<br>6.296.675,54   |
| BADGER INFRASTRUCTURE SOL...<br>CA0565331026  | 45,38  | 4,80%<br>2,08  |           | 06.05.24<br>22:00:00 | 136.732<br>6.139.095,03   |
| BALLARD POWER SYSTEMS INC...<br>CA0585861085  | 3,87   | 1,04%<br>0,04  |           | 06.05.24<br>22:00:00 | 580.173<br>2.263.489,42   |
| BANK OF MONTREAL<br>CA0636711016  | 127,18 | 1,92%<br>2,39  |           | 06.05.24<br>22:15:26 | 3.264.470<br>414.344.314,57   |
| BANK OF NOVA SCOTIA<br>CA0641491075   | 64,82  | 1,08%<br>0,69  |           | 06.05.24<br>22:00:00 | 2.307.021<br>149.216.187,53   |
| BARRICK GOLD CORP<br>CA0679011084   | 22,79  | 1,20%<br>0,27  |           | 06.05.24<br>22:00:00 | 3.832.962<br>87.403.434,20  |
| BAUSCH HEALTH COMPANIES I...<br>CA0717341071  | 10,27  | -3,84%<br>-0,41  |           | 06.05.24<br>22:00:00 | 688.062<br>7.169.152,08   |
| BAYTEX ENERGY CORP<br>CA07317Q1054  | 5,10   | 5,81%<br>0,28  |           | 06.05.24<br>22:00:00 | 9.650.160<br>49.097.121,51  |

## S&amp;P/TSX COMPOSITE INDEX

|  |       |                 |   |                      |                             |
|--|-------|-----------------|---|----------------------|-----------------------------|
| BCE INC.<br>CA05534B7604                     | 45,86 | -0,22%<br>-0,10 |   | 06.05.24<br>22:00:00 | 2.706.556<br>124.250.547,06 |
| BELLUS HEALTH INC.<br>CA07987C2040           | 19,48 | -0,10%<br>-0,02 |   | 29.06.23<br>22:00:00 | 28.666<br>556.529,25        |
| BIRCHCLIFF ENERGY LTD.<br>CA0906971035       | 3,944 | 4,12%<br>0,16   | ■ | 07.05.24<br>08:11:33 | -<br>-                      |
| BLACKBERRY LTD<br>CA09228F1036               | 4,11  | 2,49%<br>0,10   | ■ | 06.05.24<br>22:00:00 | 1.790.751<br>7.395.881,12   |
| BOARDWALK REAL ESTATE INV...<br>CA0966311064 | 72,34 | -0,18%<br>-0,13 |   | 06.05.24<br>22:15:26 | 115.410<br>8.344.141,35     |
| BOMBARDIER INC. CLASS B<br>CA0977518616      | 73,56 | 3,30%<br>2,35   | ■ | 06.05.24<br>22:00:00 | 893.308<br>65.363.664,09    |
| BORALEX INC. CLASS A<br>CA09950M3003         | 29,92 | 0,10%<br>0,03   |   | 06.05.24<br>22:00:00 | 253.976<br>7.634.724,33     |