

S&P/TSX COMPOSITE INDEX

ISIN: **XC0009695252** WKN: -

Overview

2024/05/07 16:22:01

Price

22,303.66 CADDifference  0.20% (44.19)

General attributes

ISIN XC0009695252

Symbol TSEC

Country Canada

Instruments in index 227

Type of index Price Index

Security type Index

Market data

Open 22,279.49 CAD

High 22,315.91 CAD

Low 22,261.01 CAD

Close (prev. day) 22,259.47 CAD

Trading volume (m) 33,558,531

Volume (pcs) 748,360,116,946

5Y



Information about previous performance does not guarantee future performance.

Source: FactSet

Top 5

Name 	Price	+ - (%) 	Trend 
CAMECO COR...	52.59	+3.85 	
FINNING IN...	42.18	+3.33 	
FIRST MAJE...	7.325	+3.09 	
ENERGY FUE...	5.8985	+2.80 	
ARITZIA IN...	38.97	+2.50 	

Intraday 1W 1M 6m 1Y 3Y

Flop 5

Name 	Price	+ - (%) 	Trend 
PET VALU H...	30.70	-4.27 	
WESTSHORE ...	24.03	-2.40 	
FIRST QUAN...	18.03	-1.85 	
CAPSTONE C...	10.38	-1.61 	
MEG ENERGY...	31.06	-1.58 	

Intraday 1W 1M 6m 1Y 3Y

Recent research

on market

Date	Headline	Download 
2024/04/26	 Global Equity Ratings	
2024/04/03	 Global Equity Ratings	
2024/03/26	 Global Strategy 2Q 2024	
2024/03/13	 Global Equity Ratings	
2024/02/22	 Global Equity Ratings	

Futures and Options

Related Futures -

Related Options -

Details

2024/05/07 16:22:01

Price

22,303.66 CADDifference  0.20% (44.19)

General attributes

ISIN XC0009695252

Symbol TSEC

Country Canada

Security type Index

Instruments in index 227

Market data

Open 22,279.49 CAD

High 22,315.91 CAD

Low 22,261.01 CAD

Close (prev. day) 22,259.47 CAD

Trading volume (m) 33,558,531

Volume (pcs) 748,360,116,946

Performance and Risk

	6m	1Y	3Y
Perf (%)	+12.74%	+8.36%	+15.39%
Perf (abs.)	+2,515.53	+1,717.44	+2,968.49
Beta	-	-	-
Volatility	9.93	11.35	12.97

5Y



Information about previous performance does not guarantee future performance.

Source: FactSet

Price data

Ø price 5 days Ø volume 5 days (pcs.)	21,894.64 CAD (236,065,412)
Ø price 30 days Ø volume 30 days (pcs.)	21,976.70 CAD (224,025,785)
Ø price 100 days Ø volume 100 days (pcs.)	21,406.83 CAD (220,772,187)
Ø price 250 days Ø volume 250 days (pcs.)	20,532.52 CAD (211,279,955)
YTD High date	22,380.16 CAD (2024/04/09)
YTD Low date	20,466.50 CAD (2024/02/13)
52 Weeks High date	22,380.16 CAD (2024/04/09)
52 Weeks Low date	18,692.06 CAD (2023/10/27)

Composition

Name ISIN	Price	Diff % Diff +/-	Performance	Date Time	Turnover Pc. Turnover Money
ADVANTAGE ENERGY LTD. CA00791P1071	10.98	0.27% 0.03		24/05/07 16:22:00	19,567 214,057.16
AFRICA OIL CORP CA00829Q1019	2.48	0.00% 0.00		24/05/07 16:19:47	36,616 91,048.44
AGNICO EAGLE MINES LTD. CA0084741085	90.37	-0.02% -0.02		24/05/07 16:22:12	118,028 10,678,556.09
AIR CANADA INC. CA0089118776	18.56	-1.43% -0.27		24/05/07 16:22:08	662,101 12,331,777.72
ALGOMA STEEL GROUP INC CO... CA0156581070	10.70	1.04% 0.11		24/05/07 16:21:51	9,091 96,527.25
ALGONQUIN POWER & UTILITI... CA0158571053	9.18	0.33% 0.03		24/05/07 16:20:54	265,190 2,440,449.85
ALIMENTATION COUCHE-TARD ... CA01626P1484	74.81	-0.58% -0.44		24/05/07 16:22:06	139,430 10,455,376.15
ALLIED PROPERTIES REAL ES... CA0194561027	17.45	0.58% 0.10		24/05/07 16:22:13	97,931 1,701,136.10
ALTAGAS LTD CA0213611001	30.22	0.07% 0.02		24/05/07 16:22:01	53,784 1,628,373.49
ALTUS GROUP LTD CA02215R1073	48.68	-0.79% -0.39		24/05/07 16:17:23	8,525 416,754.97
ARC RESOURCES LTD. CA00208D4084	25.56	0.43% 0.11		24/05/07 16:21:41	72,405 1,845,039.45
ARITZIA INC. CA04045U1021	38.97	2.50% 0.95		24/05/07 16:20:40	59,915 2,317,534.58
ATCO LTD. CLASS I CA0467894006	38.28	0.05% 0.02		24/05/07 16:20:37	17,144 656,463.62
ATHABASCA OIL CORP. CA04682R1073	4.79	-0.42% -0.02		24/05/07 16:22:03	703,004 3,375,122.78
ATS CORP. CA00217Y1043	45.27	1.30% 0.58		24/05/07 16:22:03	18,867 849,407.98
B2GOLD CORP CA11777Q2099	3.50	0.57% 0.02		24/05/07 16:21:51	643,802 2,254,294.94
BADGER INFRASTRUCTURE SOL... CA0565331026	45.01	-0.82% -0.37		24/05/07 16:20:10	14,142 635,267.92
BALLARD POWER SYSTEMS INC... CA0585861085	3.91	1.03% 0.04		24/05/07 16:21:08	260,341 1,026,854.51
BANK OF MONTREAL CA0636711016	127.06	-0.09% -0.12		24/05/07 16:21:59	1,105,099 141,156,107.63
BANK OF NOVA SCOTIA CA0641491075	64.88	0.09% 0.06		24/05/07 16:21:53	231,314 15,024,927.38
BARRICK GOLD CORP CA0679011084	22.81	0.09% 0.02		24/05/07 16:22:12	589,273 13,417,863.65
BAUSCH HEALTH COMPANIES I... CA0717341071	10.34	0.68% 0.07		24/05/07 16:22:08	48,206 499,410.22
BAYTEX ENERGY CORP CA07317Q1054	5.03	-1.37% -0.07		24/05/07 16:22:05	1,009,214 5,100,274.67
















S&P/TSX COMPOSITE INDEX

BCE INC. CA05534B7604	46.14	0.61% 0.28		24/05/07 16:22:11	322,678 14,872,179.96
BELLUS HEALTH INC. CA07987C2040	19.48	-0.10% -0.02		23/06/29 22:00:00	28,666 556,529.25
BIRCHCLIFF ENERGY LTD. CA0906971035	5.83	0.00% 0.00		24/05/07 16:22:05	116,534 676,327.31
BLACKBERRY LTD CA09228F1036	4.14	0.73% 0.03		24/05/07 16:22:06	175,796 724,075.01
BOARDWALK REAL ESTATE INV... CA0966311064	72.90	0.77% 0.56		24/05/07 16:04:45	11,925 872,619.41
BOMBARDIER INC. CLASS B CA0977518616	73.24	-0.44% -0.32		24/05/07 16:22:09	131,824 9,748,473.41
BORALEX INC. CLASS A CA09950M3003	29.63	-0.97% -0.29		24/05/07 16:22:07	16,091 478,024.12
BOYD GROUP SERVICES INC. CA1033101082	269.00	0.28% 0.75		24/05/07 15:50:52	1,326 358,506.60
BROOKFIELD ASSET MANAGEME... CA1130041058	55.08	0.86% 0.47		24/05/07 16:21:52	75,309 4,155,255.58
BROOKFIELD BUSINESS PARTN... BMG162341090	25.95	0.31% 0.08		24/05/07 16:07:23	3,866 100,378.13
BROOKFIELD CORP. CLASS A CA11271J1075	59.94	0.40% 0.24		24/05/07 16:21:52	182,621 10,943,960.98
BROOKFIELD INFRASTRUCTURE... BMG162521014	41.08	-0.60% -0.25		24/05/07 16:21:03	52,780 2,172,651.54
BROOKFIELD RENEWABLE PART... BMG162581083	36.43	0.08% 0.03		24/05/07 16:22:02	41,878 1,524,399.68
BRP INC. CA05577W2004	94.37	0.17% 0.16		24/05/07 16:21:22	10,299 968,806.03
CAE INC. CA1247651088	28.27	-0.35% -0.10		24/05/07 16:22:00	36,384 1,031,827.76
CAMECO CORP. CA13321L1085	71.99	3.85% 2.67		24/05/07 16:22:06	356,749 25,483,999.79
CANADA GOOSE HOLDINGS INC... CA1350861060	15.79	0.77% 0.12		24/05/07 16:21:28	26,407 416,855.09
CANADIAN IMPERIAL BK OF C... CA1360691010	66.18	0.11% 0.07		24/05/07 16:21:48	208,590 13,832,275.89
CANADIAN NATIONAL RAILWAY... CA1363751027	172.42	-0.03% -0.06		24/05/07 16:22:12	116,405 20,099,823.69
CANADIAN NATURAL RESOURCE... CA1363851017	104.40	0.51% 0.53		24/05/07 16:22:10	385,382 40,177,361.50
CANADIAN PACIFIC KANSAS C... CA13646K1084	111.77	0.31% 0.34		24/05/07 16:21:12	180,666 20,161,665.61
CANADIAN TIRE CORP LTD. CA1366812024	136.30	-0.23% -0.31		24/05/07 16:19:38	12,749 1,743,450.39
CANADIAN UTILITIES LTD. CA1367178326	30.65	-0.20% -0.06		24/05/07 16:16:37	20,947 642,851.77
CANADIAN WESTERN BANK CA13677F1018	27.22	0.33% 0.09		24/05/07 16:22:03	12,877 349,916.02
CANFOR CORPORATION CA1375761048	14.74	-0.47% -0.07		24/05/07 16:21:01	13,926 205,436.35
CAPITAL POWER CORP. CA14042M1023	36.22	-0.55% -0.20		24/05/07 16:21:39	23,330 847,508.11
CAPSTONE COPPER CO CA14071L1085	10.38	-1.61% -0.17		24/05/07 16:21:49	314,754 3,271,917.05
CARGOJET INC.	122.06	1.23%		24/05/07	1,775

S&P/TSX COMPOSITE INDEX

CA14179V5036		1.48		15:57:18	215,525.51
CCL INDUSTRIES INC. CA1249003098	71.84	0.49% 0.35		24/05/07 16:22:11	11,345 815,295.33
CDN APARTMENT PROP REAL E... CA1349211054	45.50	0.46% 0.21		24/05/07 16:20:44	37,712 1,716,099.77
CELESTICA INC. CA15101Q2071	64.41	0.53% 0.34		24/05/07 16:22:09	66,822 4,307,424.00
CENOVUS ENERGY INC. CA15135U1093	28.10	-0.64% -0.18		24/05/07 16:22:04	789,902 22,256,375.52
CENTERRA GOLD INC. CA1520061021	8.87	1.72% 0.15		24/05/07 16:21:30	32,769 288,772.55
CGI INC. CLASS A CA12532H1047	141.90	0.09% 0.13		24/05/07 16:21:53	15,915 2,258,093.47
CHARTWELL RETIREMENT RESI... CA16141A1030	12.83	0.39% 0.05		24/05/07 16:21:31	34,665 442,281.81
CHOICE PROPERTIES REAL ES... CA17039A1066	13.20	0.38% 0.05		24/05/07 16:21:57	103,020 1,356,334.10
CI FINANCIAL CORP CA1254911003	16.69	-0.06% -0.01		24/05/07 16:19:55	24,915 416,619.91
COGECO COMMUNICATIONS INC... CA19239C1068	57.17	1.24% 0.70		24/05/07 16:19:20	4,053 231,438.08
COLLIERS INTERNATIONAL GR... CA1946931070	154.96	1.63% 2.48		24/05/07 16:22:05	5,044 779,156.12
CONSTELLATION SOFTWARE IN... CA21037X1006	3,753.62	0.10% 3.61		24/05/07 16:14:57	3,343 12,517,985.41
CRESCENT POINT ENERGY COR... CA22576C1014	11.97	-0.91% -0.11		24/05/07 16:22:01	413,885 4,994,211.10
CROMBIE REAL ESTATE INVES... CA2271071094	12.83	0.00% 0.00		24/05/07 16:18:12	13,555 173,904.20
CT REAL ESTATE INVESTMENT... CA1264621006	13.92	0.22% 0.03		24/05/07 16:21:19	22,317 309,959.74
DEFINITY FINL CORP COM NP... CA24477T1003	46.51	0.35% 0.16		24/05/07 16:21:37	6,617 307,269.99
DENISON MINES CORP CA2483561072	3.04	1.67% 0.05		24/05/07 16:20:47	476,720 1,445,355.48
DESCARTES SYSTEMS GROUP I... CA2499061083	133.36	0.54% 0.72		24/05/07 16:21:01	4,917 653,471.32
DOLLARAMA INC. CA25675T1075	118.29	0.36% 0.43		24/05/07 16:21:42	26,141 3,088,415.18
DREAM INDUSTRIAL REAL EST... CA26153W1095	12.80	-0.54% -0.07		24/05/07 16:22:01	27,402 351,852.63
DUNDEE PRECIOUS METALS IN... CA2652692096	10.91	0.18% 0.02		24/05/07 16:20:29	41,585 453,720.39
ELDORADO GOLD CORP. CA2849025093	20.50	1.69% 0.34		24/05/07 16:22:12	42,008 856,216.84
ELEMENT FLEET MANAGEMENT ... CA2861812014	22.92	0.31% 0.07		24/05/07 16:21:43	55,086 1,264,631.55
EMERA INC. CA2908761018	47.57	-0.19% -0.09		24/05/07 16:22:07	83,401 3,972,284.66
EMPIRE CO. LTD. CA2918434077	32.65	-0.15% -0.05		24/05/07 16:21:44	35,157 1,146,837.20
ENBRIDGE INC. CA29250N1050	50.35	0.42% 0.21		24/05/07 16:21:54	8,725,812 439,854,567.32
ENERGY FUELS INC. CA2926717083	8.07	2.80% 0.22		24/05/07 16:21:04	145,074 1,167,564.94

S&P/TSX COMPOSITE INDEX

ENERPLUS CORP CA2927661025	27.18	0.41% 0.11		24/05/07 16:21:54	48,544 1,318,748.37
ENGHOUSE SYSTEMS LTD. CA2929491041	30.25	0.00% 0.00		24/05/07 16:17:08	2,583 77,946.25
EQB INC COM NPV CA26886R1047	87.24	0.94% 0.81		24/05/07 16:21:24	1,366 118,877.46
EQUINOX GOLD CORP. CA29446Y5020	7.605	-0.20% -0.02		24/05/07 16:20:22	52,967 401,700.56
ERO COPPER CORP. CA2960061091	28.91	-0.17% -0.05		24/05/07 16:21:59	13,087 378,285.09
EXCHANGE INCOME CORPORATI... CA3012831077	47.17	0.34% 0.16		24/05/07 16:20:34	11,487 542,972.51
FAIRFAX FINANCIAL HOLDING... CA3039011026	1,547.07	-0.29% -4.46		24/05/07 16:18:13	3,756 5,799,155.58
FILO CORP. CA31729R1055	25.80	1.45% 0.37		24/05/07 16:18:23	19,630 506,506.54
FINNING INTERNATIONAL INC... CA3180714048	42.18	3.33% 1.36		24/05/07 16:22:02	106,970 4,480,153.91
FIRST CAPITAL REAL ESTATE... CA31890B1031	15.32	-0.78% -0.12		24/05/07 16:22:08	15,623 240,252.60
FIRST MAJESTIC SILVER COR... CA32076V1031	10.02	3.09% 0.30		24/05/07 16:22:06	374,589 3,696,912.11
FIRST QUANTUM MINERALS LI... CA3359341052	18.03	-1.85% -0.34		24/05/07 16:21:52	498,633 8,987,913.38
FIRSTSERVICE CORP. CA33767E2024	206.65	0.31% 0.64		24/05/07 16:21:31	3,651 754,627.06
FORTIS INC. CA3495531079	54.805	0.06% 0.04		24/05/07 16:21:50	134,247 7,369,342.95
FORTUNA SILVER MINES INC. CA3499151080	6.70	0.90% 0.06		24/05/07 16:21:28	233,773 1,563,072.95
FRANCO-NEVADA CORP CA3518581051	173.03	0.31% 0.54		24/05/07 16:20:44	18,546 3,204,222.96
FREEHOLD ROYALTIES LTD. CA3565001086	13.97	-1.20% -0.17		24/05/07 16:21:53	275,595 3,870,243.00
GFL ENVIRONMENTAL INC. CA36168Q1046	45.76	1.94% 0.87		24/05/07 16:21:31	46,066 2,087,224.85
GIBSON ENERGY INC. CA3748252069	22.30	0.00% 0.00		24/05/07 16:22:01	28,949 644,862.70
GILDAN ACTIVEWEAR INC. CA3759161035	45.26	0.11% 0.05		24/05/07 16:20:39	21,297 960,116.98
GOEASY LTD. CA3803551074	186.42	0.97% 1.79		24/05/07 16:17:53	6,925 1,286,737.40
GRANITE REAL ESTATE INVES... CA3874371147	69.39	-0.72% -0.50		24/05/07 16:18:34	8,782 611,656.25