

S&P/TSX COMPOSITE INDEX

ISIN: **XC0009695252** WKN: -

Přehled

25.04.2024 22:50:33

Cena

21.885,38 CADZměna  0,05% (11,66)

Základní údaje

ISIN XC0009695252

Symbol TSEC

Stát Canada

Nástroje v indexu 227

Typ indexu Price Index

Typ cenného papíru Index

Tržní data

Otevírací cena 21.805,05 CAD

Max 21.920,15 CAD

Min 21.638,37 CAD

Závěrečná cena
(předchozí den) 21.873,72 CADObchodovaný objem
(mil.) 215.405.520

Objem (kusy) 4.701.497.706.304

Top 5

| Název  | Cena | + - (%)  | Trend  |
|---|-------|---|---|
| TECK RESOU... | 49,54 | +8,71 |  |
| BOMBARDIER... | 61,74 | +8,32 |  |
| MAG SILVER... | 12,96 | +6,95 |  |
| CAPSTONE C... | 9,62 | +6,42 |  |
| NEW GOLD I... | 1,80 | +5,08 |  |

Denní 1t 1m 6m 1r 3r

Flop 5

| Název  | Cena | + - (%)  | Trend  |
|---|-------|---|---|
| MULLEN GRO... | 13,12 | -9,08 |  |
| STORAGEVAU... | 4,76 | -6,11 |  |
| TILRAY BRA... | 1,75 | -4,37 |  |
| BLACKBERRY... | 2,78 | -3,80 |  |
| NORTHLAND ... | 20,67 | -3,68 |  |

51



Minulá výkonnost nezaručuje výkonnost budoucí.

Zdroj: FactSet

Aktuální analýzy a prognózy

Z trhů

| Datum | Nadpis | Stáhnout |
|------------|---|---|
| 03.04.2024 |  Global Equity Ratings |  |
| 26.03.2024 |  Global Strategy 2Q 2024 |  |
| 13.03.2024 |  Global Equity Ratings |  |
| 22.02.2024 |  Global Equity Ratings |  |
| 14.02.2024 |  Global Equity Ratings |  |

Denní 1t 1m 6m 1r 3r

Futures a opce

Související Futures -

Související Opce -

Detaily

25.04.2024 22:50:33

Cena

21.885,38 CADZměna ▲ 0,05% (11,66)

Základní údaje

ISIN XC0009695252

Symbol TSEC

Stát Canada

Typ cenného papíru Index

Nástroje v indexu 227

Tržní data

Otevírací cena 21.805,05 CAD

Max 21.920,15 CAD

Min 21.638,37 CAD

Závěrečná cena (předchozí den) 21.873,72 CAD

Obchodovaný objem (mil.) 215.405.520

Objem (kusy) 4.701.497.706.304

Výkonnost a riziko

| | 6m | 1r | 3r |
|----------------|-----------|-----------|-----------|
| Výkonn. (%) | +15,50% | +7,07% | +14,57% |
| Výkonn. (abs.) | +2.937,53 | +1.445,51 | +2.783,05 |
| Beta | - | - | - |
| Volatilita | 10,60 | 11,33 | 12,94 |



51

Minulá výkonnost nezaručuje výkonnost budoucí.

Zdroj: FactSet





























Ceny

| | |
|--|-----------------------------|
| Ø cena 5 dní Ø objem 5 dní (ks.) | 21.890,03 CAD (219.404.996) |
| Ø cena 30 dní Ø objem 30 dní (ks.) | 21.978,02 CAD (237.536.405) |
| Ø cena 100 dní Ø objem 100 dní (ks.) | 21.296,70 CAD (221.883.579) |
| Ø cena 250 dní Ø objem 250 dní (ks.) | 20.492,22 CAD (211.318.132) |
| YTD Max datum | 22.380,16 CAD (09.04.2024) |
| YTD Min datum | 20.466,50 CAD (13.02.2024) |
| 52týdenní max. datum | 22.380,16 CAD (09.04.2024) |
| 52týdenní min. datum | 18.692,06 CAD (27.10.2023) |

Složení

Strana 1 z 3

<< < > >>

| Název  ISIN | Cena | Změna %  Změna +/- | Výkonnost  | Datum Čas | Obrát v kusech  Peněžní obrát  |
|---|--------|--|---|----------------------|---|
| ADVANTAGE ENERGY LTD. CA00791P1071 | 10,73 | 3,47% 0,36 |  | 25.04.24 22:00:00 | 267.763 2.829.432,08 |
| AFRICA OIL CORP CA00829Q1019 | 2,41 | 3,43% 0,08 |  | 25.04.24 22:00:00 | 338.472 806.625,53 |
| AGNICO EAGLE MINES LTD. CA0084741085 | 88,72 | 1,67% 1,46 |  | 25.04.24 22:15:26 | 1.169.205 103.349.651,95 |
| AIR CANADA INC. CA0089118776 | 19,98 | 0,25% 0,05 |  | 25.04.24 22:15:26 | 1.445.452 28.663.530,74 |
| ALGOMA STEEL GROUP INC CO... CA0156581070 | 10,63 | 0,66% 0,07 |  | 25.04.24 22:00:00 | 28.751 306.061,18 |
| ALGONQUIN POWER & UTILITI... CA0158571053 | 8,42 | -0,47% -0,04 |  | 25.04.24 22:00:00 | 1.593.273 13.373.049,65 |
| ALIMENTATION COUCHE-TARD ... CA01626P1484 | 77,38 | -0,27% -0,21 |  | 25.04.24 22:00:00 | 1.007.352 77.591.217,20 |
| ALLIED PROPERTIES REAL ES... CA0194561027 | 17,07 | -0,64% -0,11 |  | 25.04.24 22:00:00 | 358.716 6.109.681,14 |
| ALTAGAS LTD CA0213611001 | 30,22 | 0,07% 0,02 |  | 25.04.24 22:00:00 | 578.885 17.454.645,77 |
| ALTUS GROUP LTD CA02215R1073 | 50,63 | -0,49% -0,25 |  | 25.04.24 21:59:59 | 25.810 1.301.043,65 |
| ARC RESOURCES LTD. CA00208D4084 | 25,82 | 2,34% 0,59 |  | 25.04.24 22:00:00 | 2.083.512 53.271.197,79 |
| ARITZIA INC. CA04045U1021 | 33,30 | -1,80% -0,61 |  | 25.04.24 22:00:00 | 176.338 5.870.413,46 |
| ATCO LTD. CLASS I CA0467894006 | 37,77 | 2,44% 0,90 |  | 25.04.24 22:00:00 | 275.244 10.322.541,74 |
| ATHABASCA OIL CORP. CA04682R1073 | 5,03 | 1,00% 0,05 |  | 25.04.24 22:00:00 | 3.344.066 16.792.961,76 |
| ATS CORP. CA00217Y1043 | 44,85 | -1,77% -0,81 |  | 25.04.24 22:00:00 | 275.335 12.367.414,35 |
| B2GOLD CORP CA11777Q2099 | 3,52 | 1,44% 0,05 |  | 25.04.24 22:00:00 | 2.756.190 9.651.152,22 |
| BADGER INFRASTRUCTURE SOL... CA0565331026 | 46,91 | 0,64% 0,30 |  | 25.04.24 22:00:00 | 45.198 2.116.675,25 |
| BALLARD POWER SYSTEMS INC... CA0585861085 | 3,37 | -3,16% -0,11 |  | 25.04.24 22:00:00 | 613.764 2.073.413,04 |
| BANK OF MONTREAL CA0636711016 | 126,69 | -0,43% -0,55 |  | 25.04.24 22:15:26 | 2.870.308 363.284.571,94 |
| BANK OF NOVA SCOTIA CA0641491075 | 63,15 | -1,51% -0,97 |  | 25.04.24 22:00:00 | 7.667.289 483.426.869,13 |
| BARRICK GOLD CORP CA0679011084 | 23,33 | 3,09% 0,70 |  | 25.04.24 22:00:00 | 3.982.278 91.962.372,45 |
| BAUSCH HEALTH COMPANIES I... CA0717341071 | 11,79 | 0,51% 0,06 |  | 25.04.24 22:00:00 | 279.991 3.288.114,52 |
| BAYTEX ENERGY CORP CA07317Q1054 | 5,33 | 1,91% 0,10 |  | 25.04.24 22:28:57 | 3.481.707 18.290.726,89 |

S&P/TSX COMPOSITE INDEX

| | | | | | |
|--|--------|-----------------|---|----------------------|------------------------------|
| BCE INC. CA05534B7604 | 44,92 | -0,82% -0,37 | | 25.04.24 22:15:26 | 2.317.927 104.117.128,25 |
| BELLUS HEALTH INC. CA07987C2040 | 19,48 | -0,10% -0,02 | | 29.06.23 22:00:00 | 28.666 556.529,25 |
| BIRCHCLIFF ENERGY LTD. CA0906971035 | 5,67 | -0,35% -0,02 | | 25.04.24 22:00:00 | 609.314 3.439.276,07 |
| BLACKBERRY LTD CA09228F1036 | 3,80 | -3,80% -0,15 | | 25.04.24 22:15:01 | 1.598.186 6.128.964,27 |
| BOARDWALK REAL ESTATE INV... CA0966311064 | 73,25 | -0,11% -0,08 | | 25.04.24 22:15:26 | 119.860 8.763.322,08 |
| BOMBARDIER INC. CLASS B CA0977518616 | 61,74 | 8,32% 4,74 | █ | 25.04.24 22:00:00 | 1.521.926 92.145.640,75 |
| BORALEX INC. CLASS A CA09950M3003 | 27,16 | -1,49% -0,41 | | 25.04.24 22:00:00 | 281.961 7.651.168,35 |
| BOYD GROUP SERVICES INC. CA1033101082 | 258,54 | -1,38% -3,61 | | 25.04.24 22:00:00 | 80.115 20.770.480,07 |
| BROOKFIELD ASSET MANAGEME... CA1130041058 | 53,23 | -0,78% -0,42 | | 25.04.24 21:59:59 | 660.436 35.033.077,58 |
| BROOKFIELD BUSINESS PARTN... BMG162341090 | 26,02 | -3,63% -0,98 | | 25.04.24 22:00:00 | 37.344 974.583,06 |
| BROOKFIELD CORP. CLASS A CA11271J1075 | 54,96 | -1,01% -0,56 | | 25.04.24 22:00:00 | 1.752.614 95.988.598,00 |
| BROOKFIELD INFRASTRUCTURE... BMG162521014 | 37,40 | -1,53% -0,58 | | 25.04.24 22:00:00 | 400.631 14.977.800,65 |
| BROOKFIELD RENEWABLE PART... BMG162581083 | 29,07 | -2,06% -0,61 | | 25.04.24 22:00:00 | 347.085 10.151.014,01 |
| BRP INC. CA05577W2004 | 94,38 | -0,81% -0,77 | | 25.04.24 22:00:00 | 158.043 14.830.498,32 |
| CAE INC. CA1247651088 | 25,58 | -2,33% -0,61 | | 25.04.24 22:15:26 | 508.899 13.014.781,85 |
| CAMECO CORP. CA13321L1085 | 67,16 | 0,52% 0,35 | █ | 25.04.24 22:00:00 | 821.903 54.937.428,02 |
| CANADA GOOSE HOLDINGS INC... CA1350861060 | 15,24 | -3,24% -0,51 | | 25.04.24 22:00:00 | 183.104 2.786.258,31 |
| CANADIAN IMPERIAL BK OF C... CA1360691010 | 64,76 | -0,61% -0,40 | | 25.04.24 22:00:00 | 14.035.171 908.130.463,12 |
| CANADIAN NATIONAL RAILWAY... CA1363751027 | 170,40 | 1,22% 2,05 | █ | 25.04.24 22:00:00 | 1.587.164 270.605.300,40 |
| CANADIAN NATURAL RESOURCE... CA1363851017 | 105,68 | 0,24% 0,25 | █ | 25.04.24 22:22:22 | 2.275.102 240.035.638,97 |
| CANADIAN PACIFIC KANSAS C... CA13646K1084 | 112,14 | -0,08% -0,09 | | 25.04.24 22:22:22 | 1.623.590 181.844.303,44 |
| CANADIAN TIRE CORP LTD. CA1366812024 | 135,06 | -0,71% -0,97 | | 25.04.24 22:00:00 | 247.462 33.388.959,97 |
| CANADIAN UTILITIES LTD. CA1367178326 | 30,64 | 0,66% 0,20 | █ | 25.04.24 22:00:00 | 1.019.036 31.189.155,58 |
| CANADIAN WESTERN BANK CA13677F1018 | 26,70 | -0,52% -0,14 | | 25.04.24 22:00:00 | 73.417 1.955.065,62 |
| CANFOR CORPORATION CA1375761048 | 14,21 | -0,21% -0,03 | | 25.04.24 22:15:26 | 276.954 3.898.959,04 |
| CAPITAL POWER CORP. CA14042M1023 | 35,39 | -0,67% -0,24 | | 25.04.24 22:00:00 | 455.844 16.117.558,15 |
| CAPSTONE COPPER CO CA14071L1085 | 9,62 | 6,42% 0,58 | █ | 25.04.24 22:00:00 | 2.527.013 23.988.187,66 |
| CARGOJET INC. | 117,40 | 2,69% | █ | 25.04.24 | 51.453 |

S&P/TSX COMPOSITE INDEX

| | | | | | |
|--|----------|------------------|--|----------------------|-----------------------------|
| CA14179V5036 | | 3,08 | | 22:00:00 | 5.986.519,96 |
| CCL INDUSTRIES INC. CA1249003098 | 70,75 | 0,21% 0,15 | | 25.04.24 22:00:00 | 196.762 13.861.884,08 |
| CDN APARTMENT PROP REAL E... CA1349211054 | 42,83 | -0,40% -0,17 | | 25.04.24 22:00:00 | 344.248 14.688.066,80 |
| CELESTICA INC. CA15101Q1081 | 59,12 | -2,15% -1,30 | | 25.04.24 22:00:00 | 659.896 39.747.597,55 |
| CENOVUS ENERGY INC. CA15135U1093 | 29,09 | -0,03% -0,01 | | 25.04.24 22:00:00 | 3.411.360 99.200.336,47 |
| CENTERRA GOLD INC. CA1520061021 | 8,58 | 0,70% 0,06 | | 25.04.24 21:59:59 | 448.189 3.834.294,83 |
| CGI INC. CLASS A CA12532H1047 | 140,84 | -2,01% -2,89 | | 25.04.24 22:00:00 | 359.511 50.734.090,78 |
| CHARTWELL RETIREMENT RESI... CA16141A1030 | 12,46 | -0,24% -0,03 | | 25.04.24 22:00:00 | 416.877 5.158.614,46 |
| CHOICE PROPERTIES REAL ES... CA17039A1066 | 13,06 | 0,85% 0,11 | | 25.04.24 22:00:00 | 379.045 4.913.315,09 |
| CI FINANCIAL CORP CA1254911003 | 16,27 | -1,45% -0,24 | | 25.04.24 22:15:26 | 310.966 5.074.739,64 |
| COGECO COMMUNICATIONS INC... CA19239C1068 | 54,33 | -0,75% -0,41 | | 25.04.24 22:00:00 | 60.776 3.292.539,27 |
| COLLIERS INTERNATIONAL GR... CA1946931070 | 146,96 | -1,69% -2,53 | | 25.04.24 21:59:59 | 47.803 7.064.237,85 |
| CONSTELLATION SOFTWARE IN... CA21037X1006 | 3.655,01 | -1,13% -41,95 | | 25.04.24 22:22:22 | 18.553 67.676.308,62 |
| CRESCENT POINT ENERGY COR... CA22576C1014 | 12,31 | 1,48% 0,18 | | 25.04.24 22:00:00 | 1.940.559 23.656.312,11 |
| CROMBIE REAL ESTATE INVES... CA2271071094 | 12,83 | -1,16% -0,15 | | 25.04.24 22:00:00 | 82.992 1.064.374,99 |
| CT REAL ESTATE INVESTMENT... CA1264621006 | 13,59 | 0,97% 0,13 | | 25.04.24 22:00:00 | 225.516 3.038.404,36 |
| DEFINITY FINL CORP COM NP... CA24477T1003 | 45,38 | 0,53% 0,24 | | 25.04.24 22:00:00 | 37.210 1.678.813,06 |
| DENISON MINES CORP CA2483561072 | 2,71 | 0,37% 0,01 | | 25.04.24 22:00:00 | 964.149 2.592.829,13 |
| DESCARTES SYSTEMS GROUP I... CA2499061083 | 129,04 | -0,26% -0,33 | | 25.04.24 22:00:00 | 114.702 14.798.362,07 |
| DOLLARAMA INC. CA25675T1075 | 117,00 | 1,24% 1,43 | | 25.04.24 22:22:22 | 424.473 49.406.056,70 |
| DREAM INDUSTRIAL REAL EST... CA26153W1095 | 12,35 | -1,44% -0,18 | | 25.04.24 22:00:00 | 367.810 4.557.516,19 |
| DUNDEE PRECIOUS METALS IN... CA2652692096 | 10,69 | 1,81% 0,19 | | 25.04.24 22:00:00 | 288.457 3.055.087,62 |
| ELDORADO GOLD CORP. CA2849025093 | 20,20 | 2,80% 0,55 | | 25.04.24 22:00:00 | 232.782 4.669.421,98 |
| ELEMENT FLEET MANAGEMENT ... CA2861812014 | 21,21 | -1,85% -0,40 | | 25.04.24 22:00:00 | 353.843 7.534.383,12 |
| EMERA INC. CA2908761018 | 46,17 | -0,94% -0,44 | | 25.04.24 22:00:00 | 1.154.688 53.258.260,05 |
| EMPIRE CO. LTD. CA2918434077 | 32,38 | 0,87% 0,28 | | 25.04.24 22:15:26 | 250.227 8.084.028,83 |
| ENBRIDGE INC. CA29250N1050 | 49,54 | 1,39% 0,68 | | 25.04.24 21:59:59 | 3.514.290 172.774.908,94 |
| ENERGY FUELS INC. CA2926717083 | 7,34 | -0,41% -0,03 | | 25.04.24 22:00:00 | 281.908 2.060.358,56 |

S&P/TSX COMPOSITE INDEX

| | | | | | |
|--|----------|-----------------|---|----------------------|----------------------------|
| ENERPLUS CORP CA2927661025 | 27,91 | 0,32% 0,09 | | 25.04.24 22:00:00 | 230.782 6.436.863,99 |
| ENGHOUSE SYSTEMS LTD. CA2929491041 | 29,98 | -1,15% -0,35 | | 25.04.24 22:00:00 | 43.157 1.294.362,25 |
| EQB INC COM NPV CA26886R1047 | 88,80 | -0,22% -0,20 | | 25.04.24 22:00:00 | 39.391 3.475.977,83 |
| EQUINOX GOLD CORP. CA29446Y5020 | 7,15 | -0,83% -0,06 | | 25.04.24 21:59:59 | 1.658.241 11.904.912,21 |
| ERO COPPER CORP. CA2960061091 | 26,06 | 2,20% 0,56 | █ | 25.04.24 22:00:00 | 471.318 12.225.170,40 |
| EXCHANGE INCOME CORPORATI... CA3012831077 | 46,79 | -0,23% -0,11 | | 25.04.24 22:00:00 | 40.338 1.884.294,32 |
| FAIRFAX FINANCIAL HOLDING... CA3039011026 | 1.486,53 | 0,63% 9,28 | | 25.04.24 22:00:00 | 38.280 56.435.967,03 |
| FILO CORP. CA31729R1055 | 24,23 | 0,00% 0,00 | | 25.04.24 22:00:00 | 292.807 7.037.619,20 |
| FINNING INTERNATIONAL INC... CA3180714048 | 42,30 | -0,21% -0,09 | | 25.04.24 22:00:00 | 599.422 25.250.644,05 |
| FIRST CAPITAL REAL ESTATE... CA31890B1031 | 15,03 | 0,40% 0,06 | | 25.04.24 22:00:00 | 413.590 6.199.898,75 |
| FIRST MAJESTIC SILVER COR... CA32076V1031 | 9,47 | 1,72% 0,16 | █ | 25.04.24 22:00:00 | 900.739 8.465.370,30 |
| FIRST QUANTUM MINERALS LI... CA3359341052 | 16,24 | 1,88% 0,30 | █ | 25.04.24 21:59:59 | 3.055.645 49.462.760,24 |
| FIRSTSERVICE CORP. CA33767E2024 | 207,30 | -2,31% -4,91 | | 25.04.24 22:00:00 | 89.171 18.544.995,42 |
| FORTIS INC. CA3495531079 | 53,72 | 0,13% 0,07 | | 25.04.24 22:15:26 | 1.179.506 63.205.253,03 |
| FORTUNA SILVER MINES INC. CA3499151080 | 6,54 | 2,67% 0,17 | █ | 25.04.24 22:00:00 | 579.039 3.755.050,52 |
| FRANCO-NEVADA CORP CA3518581051 | 166,12 | 1,91% 3,12 | █ | 25.04.24 22:00:00 | 215.383 35.539.684,72 |
| FREEHOLD ROYALTIES LTD. CA3565001086 | 14,28 | 0,28% 0,04 | | 25.04.24 22:00:00 | 310.975 4.419.078,60 |
| GFL ENVIRONMENTAL INC. CA36168Q1046 | 44,12 | -1,96% -0,88 | | 25.04.24 22:00:00 | 209.251 9.235.345,46 |
| GIBSON ENERGY INC. CA3748252069 | 22,72 | -0,13% -0,03 | | 25.04.24 22:00:00 | 226.257 5.126.805,68 |
| GILDAN ACTIVEWEAR INC. CA3759161035 | 47,91 | -1,90% -0,93 | | 25.04.24 22:00:00 | 183.053 8.776.170,90 |
| GOEASY LTD. CA3803551074 | 176,00 | 0,61% 1,07 | | 25.04.24 22:00:00 | 21.047 3.675.530,27 |
| GRANITE REAL ESTATE INVES... CA3874371147 | 68,68 | -0,81% -0,56 | | 25.04.24 22:00:00 | 100.245 6.895.455,15 |