

S&P/TSX COMPOSITE INDEX

ISIN: **XC0009695252** WKN: -

Overview

2024/04/24 17:16:01

Price

21,869.69 CADDifference  -0.65% (-142.03)

General attributes

ISIN XC0009695252

Symbol TSEC

Country Canada

Instruments in index 227

Type of index Price Index

Security type Index

Market data

Open 21,995.46 CAD

High 22,028.65 CAD

Low 21,866.26 CAD

Close (prev. day) 22,011.72 CAD

Trading volume (m) 45,413,593

Volume (pcs) 997,850,742,483

5Y



Information about previous performance does not guarantee future performance.

Source: FactSet

Top 5











Name 	Price	+ - (%) 	Trend 
WINPAK LTD...	43.92	+3.76	
SEABRIDGE ...	15.07	+3.50	
SILVERCRES...	8.065	+3.46	
FIRST QUAN...	15.89	+2.38	
WEST FRASE...	109.41	+1.78	

Intraday 1W 1M 6m 1Y 3Y

Flop 5

Name 	Price	+ - (%) 	Trend 
EQUINOX GO...	5.265	-7.54	
CANADIAN P...	83.07	-4.79	
CANADIAN N...	169.05	-4.38	
TFI INTERN...	141.11	-3.69	
ROGERS COM...	52.495	-2.95	

Recent research

on market		
Date	Headline	Download
2024/04/03	 Global Equity Ratings	
2024/03/26	 Global Strategy 2Q 2024	
2024/03/13	 Global Equity Ratings	
2024/02/22	 Global Equity Ratings	
2024/02/14	 Global Equity Ratings	

Intraday	1W	1M	6m	1Y	3Y
----------	----	----	----	----	----

Futures and Options

Related Futures -

Related Options -

Details

2024/04/24 17:16:01

Price

21,869.69 CADDifference  -0.65% (-142.03)

General attributes

ISIN XC0009695252

Symbol TSEC

Country Canada

Security type Index

Instruments in index 227

Market data

Open 21,995.46 CAD

High 22,028.65 CAD

Low 21,866.26 CAD

Close (prev. day) 22,011.72 CAD

Trading volume (m) 45,413,593

Volume (pcs) 997,850,742,483

Performance and Risk

	6m	1Y	3Y
Perf (%)	+15.57%	+6.37%	+15.23%
Perf (abs.)	+2,964.98	+1,318.57	+2,909.39
Beta	-	-	-
Volatility	10.58	11.38	12.95



Information about previous performance does not guarantee future performance.

Source: FactSet

Price data

Ø price 5 days Ø volume 5 days (pcs.)	21,811.11 CAD (221,282,172)
Ø price 30 days Ø volume 30 days (pcs.)	21,979.43 CAD (239,925,235)
Ø price 100 days Ø volume 100 days (pcs.)	21,262.64 CAD (223,798,042)
Ø price 250 days Ø volume 250 days (pcs.)	20,480.74 CAD (211,449,309)
YTD High date	22,380.16 CAD (2024/04/09)
YTD Low date	20,466.50 CAD (2024/02/13)
52 Weeks High date	22,380.16 CAD (2024/04/09)
52 Weeks Low date	18,692.06 CAD (2023/10/27)

Composition

Name ISIN	Price	Diff % Diff +/-	Performance	Date Time	Turnover Pc. Turnover Money
ADVANTAGE ENERGY LTD. CA00791P1071	10.39	-0.76% -0.08		24/04/24 17:14:57	47,684 496,350.34
AFRICA OIL CORP CA00829Q1019	2.33	-1.69% -0.04		24/04/24 17:13:28	150,599 350,458.42
AGNICO EAGLE MINES LTD. CA0084741085	87.02	1.23% 1.06		24/04/24 17:16:06	244,934 21,199,907.18
AIR CANADA INC. CA0089118776	20.08	0.40% 0.08		24/04/24 17:16:09	541,228 10,842,407.11
ALGOMA STEEL GROUP INC CO... CA0156581070	10.57	-2.31% -0.25		24/04/24 17:14:06	7,192 76,719.30
ALGONQUIN POWER & UTILITI... CA0158571053	8.46	0.59% 0.05		24/04/24 17:15:39	433,696 3,673,042.48
ALIMENTATION COUCHE-TARD ... CA01626P1484	78.26	0.58% 0.45		24/04/24 17:15:57	265,093 20,734,056.07
ALLIED PROPERTIES REAL ES... CA0194561027	17.19	-0.92% -0.16		24/04/24 17:14:13	55,723 961,610.18
ALTAGAS LTD CA0213611001	30.06	0.40% 0.12		24/04/24 17:16:01	80,715 2,426,583.85
ALTUS GROUP LTD CA02215R1073	50.83	-0.94% -0.48		24/04/24 17:11:12	7,646 391,098.06
ARC RESOURCES LTD. CA00208D4084	25.06	-0.91% -0.23		24/04/24 17:15:59	282,802 7,117,133.01
ARITZIA INC. CA04045U1021	34.13	-0.78% -0.27		24/04/24 17:14:18	44,997 1,541,016.08
ATCO LTD. CLASS I CA0467894006	36.85	0.22% 0.08		24/04/24 17:11:33	12,547 461,176.61
ATHABASCA OIL CORP. CA04682R1073	5.00	-0.79% -0.04		24/04/24 17:16:01	1,470,212 7,383,437.22
ATS CORP. CA00217Y1043	45.30	0.55% 0.25		24/04/24 17:15:28	293,231 13,381,125.60
B2GOLD CORP CA11777Q2099	3.48	-0.57% -0.02		24/04/24 17:16:09	973,569 3,397,674.66
BADGER INFRASTRUCTURE SOL... CA0565331026	47.17	-0.42% -0.20		24/04/24 17:15:52	6,444 307,853.19
BALLARD POWER SYSTEMS INC... CA0585861085	3.465	-2.94% -0.11		24/04/24 17:15:51	457,157 1,600,130.28
BANK OF MONTREAL CA0636711016	127.31	-0.62% -0.80		24/04/24 17:15:59	1,147,002 146,817,120.38
BANK OF NOVA SCOTIA CA0641491075	64.06	-0.84% -0.54		24/04/24 17:16:10	880,441 56,717,922.99
BARRICK GOLD CORP CA0679011084	22.61	-0.83% -0.19		24/04/24 17:15:37	858,584 19,386,666.25
BAUSCH HEALTH COMPANIES I... CA0717341071	11.70	0.34% 0.04		24/04/24 17:16:12	42,457 496,882.55
BAYTEX ENERGY CORP CA07317Q1054	5.155	-0.87% -0.05		24/04/24 17:15:54	1,940,427 10,074,070.71

S&P/TSX COMPOSITE INDEX

BCE INC. CA05534B7604	45.16	-0.66% -0.30		24/04/24 17:16:12	708,923 32,136,058.35
BELLUS HEALTH INC. CA07987C2040	19.48	-0.10% -0.02		23/06/29 22:00:00	28,666 556,529.25
BIRCHCLIFF ENERGY LTD. CA0906971035	5.62	-1.75% -0.10		24/04/24 17:15:14	219,564 1,246,919.34
BLACKBERRY LTD CA09228F1036	3.90	-1.76% -0.07		24/04/24 17:16:12	366,945 1,444,721.93
BOARDWALK REAL ESTATE INV... CA0966311064	73.24	-1.07% -0.79		24/04/24 17:11:41	19,798 1,450,520.04
BOMBARDIER INC. CLASS B CA0977518616	58.01	-1.28% -0.75		24/04/24 17:15:57	242,799 14,302,049.84
BORALEX INC. CLASS A CA09950M3003	27.78	0.76% 0.21		24/04/24 17:14:37	31,215 864,948.15