

S&P/TSX COMPOSITE INDEX

ISIN: **XC0009695252** WKN: -

Overview

2024/04/16 22:44:17

Price

21,642.87 CADDifference  -0.45% (-97.33)

General attributes

ISIN XC0009695252

Symbol TSEC

Country Canada

Instruments in index 227

Type of index Price Index

Security type Index

Market data

Open 21,717.43 CAD

High 21,726.15 CAD

Low 21,536.09 CAD

Close (prev. day) 21,740.20 CAD

Trading volume (m) 228,683,378

Volume (pcs) 4,950,059,900,141

5Y



Information about previous performance does not guarantee future performance.

Source: FactSet

Top 5

Name 	Price	+ - (%) 	Trend 
DESCARTES ...	90.90	+4.43	
K92 MNG IN...	7.55	+4.14	
FIRST QUAN...	15.47	+4.10	
CAPSTONE C...	9.59	+3.56	
TILRAY BRA...	1.83	+3.24	








Intraday 1W 1M 6m 1Y 3Y

Flop 5

Name 	Price	+ - (%) 	Trend 
FIRST MAJE...	6.84	-8.24	
BARRICK GO...	16.48	-4.96	
BORALEX IN...	26.40	-3.44	
NORTHWEST ...	4.83	-3.21	
ENERGY FUE...	5.80	-3.14	

Intraday 1W 1M 6m 1Y 3Y

Recent research

on market		
Date	Headline	Download
2024/04/03	 Global Equity Ratings	
2024/03/26	 Global Strategy 2Q 2024	
2024/03/13	 Global Equity Ratings	
2024/02/22	 Global Equity Ratings	
2024/02/14	 Global Equity Ratings	

Futures and Options

Related Futures -

Related Options -

Details

2024/04/16 22:44:17

Price

21,642.87 CADDifference  -0.45% (-97.33)

General attributes

ISIN XC0009695252

Symbol TSEC

Country Canada

Security type Index

Instruments in index 227

Market data

Open 21,717.43 CAD

High 21,726.15 CAD

Low 21,536.09 CAD

Close (prev. day) 21,740.20 CAD

Trading volume (m) 228,683,378

Volume (pcs) 4,950,059,900,141

Performance and Risk

	6m	1Y	3Y
Perf (%)	+10.31%	+5.17%	+11.84%
Perf (abs.)	+2,022.07	+1,062.96	+2,291.55
Beta	-	-	-
Volatility	10.95	11.36	12.97



Information about previous performance does not guarantee future performance.

Source: FactSet

Price data

Ø price 5 days Ø volume 5 days (pcs.)	21,918.46 CAD (233,069,081)
Ø price 30 days Ø volume 30 days (pcs.)	21,958.28 CAD (239,414,751)
Ø price 100 days Ø volume 100 days (pcs.)	21,176.11 CAD (220,765,395)
Ø price 250 days Ø volume 250 days (pcs.)	20,457.00 CAD (211,028,980)
YTD High date	22,380.16 CAD (2024/04/09)
YTD Low date	20,466.50 CAD (2024/02/13)
52 Weeks High date	22,380.16 CAD (2024/04/09)
52 Weeks Low date	18,692.06 CAD (2023/10/27)

Composition

Name ISIN	Price	Diff % Diff +/-	Performance	Date Time	Turnover Pc. Turnover Money
ADVANTAGE ENERGY LTD. CA00791P1071	10.24	1.19% 0.12		24/04/16 22:15:16	309,725 3,169,323.12
AFRICA OIL CORP CA00829Q1019	2.46	-1.60% -0.04		24/04/16 22:00:00	261,892 647,936.55
AGNICO EAGLE MINES LTD. CA0084741085	85.30	0.74% 0.63		24/04/16 22:00:00	1,400,567 119,173,014.51
AIR CANADA INC. CA0089118776	18.38	-0.22% -0.04		24/04/16 22:00:00	3,155,907 57,704,899.13
ALGOMA STEEL GROUP INC CO... CA0156581070	10.55	-1.12% -0.12		24/04/16 22:00:00	22,811 241,420.53
ALGONQUIN POWER & UTILITI... CA0158571053	7.84	-2.24% -0.18		24/04/16 22:00:00	1,868,938 14,716,177.95
ALIMENTATION COUCHE-TARD ... CA01626P1484	75.10	-1.29% -0.98		24/04/16 22:17:30	2,822,424 212,430,720.79
ALLIED PROPERTIES REAL ES... CA0194561027	16.98	-2.02% -0.35		24/04/16 22:00:00	400,103 6,838,883.51
ALTAGAS LTD CA0213611001	29.00	-1.19% -0.35		24/04/16 22:00:00	581,284 16,872,264.02
ALTUS GROUP LTD CA02215R1073	52.09	0.25% 0.13		24/04/16 22:15:16	38,497 2,003,983.39
ARC RESOURCES LTD. CA00208D4084	25.46	1.07% 0.27		24/04/16 22:00:00	1,720,978 43,598,456.89
ARITZIA INC. CA04045U1021	33.84	0.86% 0.29		24/04/16 22:00:00	205,234 6,892,609.32
ATCO LTD. CLASS I CA0467894006	35.78	-1.70% -0.62		24/04/16 22:15:16	136,186 4,887,125.77
ATHABASCA OIL CORP. CA04682R1073	5.17	0.98% 0.05		24/04/16 21:59:59	2,224,043 11,458,467.79
ATS CORP. CA00217Y1043	41.40	-0.22% -0.09		24/04/16 22:15:16	377,439 15,652,394.83
B2GOLD CORP CA11777Q2099	3.66	-2.40% -0.09		24/04/16 22:00:00	6,071,596 22,177,483.65
BADGER INFRASTRUCTURE SOL... CA0565331026	48.24	-0.25% -0.12		24/04/16 22:00:00	24,798 1,196,097.92
BALLARD POWER SYSTEMS INC... CA0585861085	3.78	-1.82% -0.07		24/04/16 22:00:00	930,758 3,527,124.03
BANK OF MONTREAL CA0636711016	125.93	-1.49% -1.91		24/04/16 22:00:00	2,679,955 337,748,268.37
BANK OF NOVA SCOTIA CA0641491075	64.08	-2.12% -1.39		24/04/16 22:00:00	4,023,118 258,638,489.85
BARRICK GOLD CORP CA0679011084	22.78	-4.96% -1.19		24/04/16 21:59:59	5,806,892 131,820,708.32
BAUSCH HEALTH COMPANIES I... CA0717341071	12.07	1.51% 0.18		24/04/16 22:00:00	399,969 4,771,156.12
BAYTEX ENERGY CORP CA07317Q1054	5.05	0.20% 0.01		24/04/16 22:00:00	4,004,368 20,236,186.78

S&P/TSX COMPOSITE INDEX

BCE INC. CA05534B7604	44.54	-0.27% -0.12		24/04/16 22:15:16	2,943,783 130,790,923.94
BELLUS HEALTH INC. CA07987C2040	19.48	-0.10% -0.02		23/06/29 22:00:00	28,666 556,529.25
BIRCHCLIFF ENERGY LTD. CA0906971035	5.32	-1.12% -0.06		24/04/16 22:00:00	1,265,424 6,701,079.42
BLACKBERRY LTD CA09228F1036	3.78	0.00% 0.00		24/04/16 22:00:00	1,667,084 6,287,899.00
BOARDWALK REAL ESTATE INV... CA0966311064	71.05	-0.80% -0.57		24/04/16 22:00:00	167,266 11,896,758.62
BOMBARDIER INC. CLASS B CA0977518616	57.56	1.07% 0.61		24/04/16 22:00:00	229,019 13,121,786.45
BORALEX INC. CLASS A CA09950M3003	26.40	-3.44% -0.94		24/04/16 22:00:00	275,891 7,316,562.38