

S&P/TSX COMPOSITE INDEX

ISIN: **XC0009695252** WKN: -

Overview

2020/07/14 23:01:58

Price

15,908.45 CADDifference  1.72% (269.04)

General attributes

ISIN	XC0009695252
Symbol	0000
Country	Canada
Instruments in index	219
Type of index	Price Index
Security type	Index

Market data

Open	15,625.04 CAD
High	15,923.45 CAD
Low	15,573.51 CAD
Close (prev. day)	15,639.41 CAD
Trading volume (m)	231,729,033
Volume (pcs)	3,649,817,989,518

Top 5

Name 	Price	+ - (%) 	Trend 
SEVEN GENE...	3.29	+7.87 	
INTER PIPE...	12.85	+6.37 	
BALLARD PO...	19.38	+6.24 	
NORBORD IN...	37.51	+6.08 	
WHITECAP R...	2.28	+6.05 	

Intraday 1W 1M 6m 1Y 3Y

Flop 5

Name 	Price	+ - (%) 	Trend 
LIGHTSPEED...	32.50	-3.42 	
IVANHOE MI...	4.08	-3.09 	
AECON GROU...	14.66	-2.91 	
ENGHOUSE S...	73.63	-2.80 	
BROOKFIELD...	40.00	-2.63 	

Intraday 1W 1M 6m 1Y 3Y

5Y













Information about previous performance does not guarantee future performance.

Source: FactSet

Recent research

on market

Date	Headline	Download 
2020/06/23	 Global Equity Ratings	
2020/06/19	 Global Strategy Q3 2020	
2020/06/08	 Outbreak of COVID-19 adds to overall worries	
2020/06/05	 Global Equity Ratings	
2020/05/29	 Global Equity Ratings	

Futures and Options

Related Futures -

Related Options -

Details

2020/07/14 23:01:58

Price

15,908.45 CADDifference  1.72% (269.04)

General attributes

ISIN	XC0009695252
Symbol	0000
Country	Canada
Security type	Index
Instruments in index	219

Market data

Open	15,625.04 CAD
High	15,923.45 CAD
Low	15,573.51 CAD
Close (prev. day)	15,639.41 CAD
Trading volume (m)	231,729,033
Volume (pcs)	3,649,817,989,518

Performance and Risk

	6m	1Y	3Y
Perf (%)	-8.32%	-3.52%	+4.83%
Perf (abs.)	-1,444.45	-579.67	+733.64
Beta	-	-	-
Volatility	46.11	32.94	20.37

5Y



Information about previous performance does not guarantee future performance.

Source: FactSet


Price data

Ø price 5 days Ø volume 5 days (pcs.)	15,691.90 CAD (215,130,382)
Ø price 30 days Ø volume 30 days (pcs.)	15,542.90 CAD (286,254,298)
Ø price 100 days Ø volume 100 days (pcs.)	14,803.64 CAD (355,574,298)
Ø price 250 days Ø volume 250 days (pcs.)	16,026.03 CAD (267,431,063)
YTD High date	17,970.51 CAD (2020/02/20)
YTD Low date	11,172.73 CAD (2020/03/23)
52 Weeks High date	17,970.51 CAD (2020/02/20)
52 Weeks Low date	11,172.73 CAD (2020/03/23)

Composition

Name ISIN	Price	Diff % Diff +/-	Performance	Date Time	Turnover Pc. Turnover Money
AECON GROUP INC. CA00762V1094	14.66	-2.91% -0.44		20/07/14 22:00:00	245,583 3,612,701.26
AGNICO EAGLE MINES LTD. CA0084741085	88.69	4.57% 3.88	■	20/07/14 22:00:00	628,061 54,776,707.26
AIR CANADA INC. CA0089118776	15.99	-2.26% -0.37		20/07/14 22:00:00	4,061,976 65,175,391.40
ALACER GOLD CORP CA0106791084	9.68	2.76% 0.26	■	20/07/14 22:00:00	751,274 7,149,363.65
ALAMOS GOLD INC. CA0115321089	14.15	5.52% 0.74	■	20/07/14 22:17:03	1,401,252 19,375,580.62
ALGONQUIN POWER & UTILITI... CA0158571053	18.42	1.60% 0.29	■	20/07/14 22:17:03	4,140,908 75,932,650.94
ALIMENTATION COUCHE-TARD ... CA01626P4033	45.70	1.31% 0.59	■	20/07/14 22:17:03	1,507,480 68,758,322.25
ALLIED PROPERTIES REAL ES... CA0194561027	41.49	-0.43% -0.18		20/07/14 22:17:03	133,688 5,532,814.03
ALTAGAS LTD CA0213611001	16.41	2.31% 0.37	■	20/07/14 22:00:00	933,087 15,242,999.53
ALTUS GROUP LTD CA02215R1073	40.98	-0.05% -0.02		20/07/14 22:00:00	65,074 2,668,827.12
APHRIA INC. CA03765K1049	6.36	0.16% 0.01		20/07/14 22:00:00	3,402,988 21,651,798.75
ARC RESOURCES LTD. CA00208D4084	4.97	4.41% 0.21	■	20/07/14 22:17:03	1,374,304 6,718,430.32
ARITZIA INC. SV CA04045U1021	18.64	-1.64% -0.31		20/07/14 22:17:03	682,244 12,748,625.02
ARTIS REAL ESTATE INVESTM... CA04315L1058	7.43	-1.85% -0.14		20/07/14 22:00:00	226,255 1,674,964.56
ATCO LTD. CA0467894006	42.27	2.40% 0.99	■	20/07/14 22:00:00	316,334 13,289,970.36
ATS AUTOMATION TOOLING SY... CA0019401052	17.87	2.23% 0.39	■	20/07/14 22:00:00	324,375 5,737,239.65
AURINIA PHARMACEUTICALS I... CA05156V1022	19.75	-1.20% -0.24		20/07/14 22:00:00	152,049 3,004,969.22
AURORA CANNABIS INC CA05156X8843	16.08	-2.25% -0.37		20/07/14 22:00:00	1,419,246 22,600,372.74
B2GOLD CORP CA11777Q2099	8.20	4.33% 0.34	■	20/07/14 22:00:00	6,105,407 49,331,180.06
BADGER DAYLIGHTING LTD. CA05651W2094	29.39	0.48% 0.14		20/07/14 22:00:00	66,598 1,944,961.03
BALLARD POWER SYSTEMS INC... CA0585861085	26.38	6.24% 1.55	■	20/07/14 22:00:00	1,513,265 38,883,718.17
BANK OF MONTREAL CA0636711016	73.85	0.85% 0.62	■	20/07/14 22:17:03	5,029,099 370,478,615.18
BANK OF NOVA SCOTIA CA0641491075	56.07	-0.21% -0.12		20/07/14 22:00:00	6,968,428 390,612,720.22

S&P/TSX COMPOSITE INDEX

BARRICK GOLD CORP CA0679011084	36.83	3.54% 1.26		20/07/14 22:17:03	4,098,842 148,945,073.85
BAUSCH HEALTH COMPANIES I... CA0717341071	23.66	-0.17% -0.04		20/07/14 22:00:00	485,935 11,388,928.58
BCE INC. CA05534B7604	55.97	0.18% 0.10		20/07/14 22:17:03	2,237,493 125,542,537.86
BLACKBERRY LTD CA09228F1036	6.24	0.32% 0.02		20/07/14 22:00:00	1,534,244 9,494,692.91
BOARDWALK REAL ESTATE INV... CA0966311064	28.40	-2.04% -0.59		20/07/14 22:00:00	163,526 4,615,171.66
BORALEX INC. CLASS A CA09950M3003	33.89	3.48% 1.14		20/07/14 22:00:00	248,031 8,280,045.23
BOYD GROUP SERVICES INC. CA1033101082	203.94	-0.03% -0.06		20/07/14 22:00:00	51,938 10,591,523.50