

CYBERAGENT INC.

ISIN: JP3311400000 WKN: 4751

Overview

2024/04/26 08:07:29

Price
6.05 EURDifference  4.31% (0.25)

General attributes

ISIN	JP3311400000
Symbol	4751
Exchange	Stuttgart
Currency	EUR
Sector	-
Security type	Stock
Market cap (m)	3,077 EUR
Benchmark	NIKKEI 225

Market data

Bid (Bid size)	- (0)
Ask (Ask size)	- (0)
Open	6.05 EUR
High	6.05 EUR
Low	6.05 EUR
Close (prev. day)	5.80 EUR
VWAP	-
Volume (pcs)	0
Trading volume	0.00
Number of trades	3
Last size	0

Futures and Options

Related Futures	-
Related Options	-











5Y



Information about previous performance does not guarantee future performance.
Source: FactSet

Recent research

on market

Date		Headline	Download
2024/02/22		Global Equity Ratings	
2023/10/27		Global Equity Ratings	
2023/09/29		Global Equity Ratings	
2023/09/08		Global Equity Ratings	
2023/08/22		Global Equity Ratings	

Details

2024/04/26 08:07:29

Price

6.05 EUR

Difference ▲ 4.31% (0.25)

General attributes

ISIN	JP3311400000
Symbol	4751
Exchange	Stuttgart
Currency	EUR
Sector	-
Security type	Stock
Market cap (m)	3,077 EUR
Benchmark	NIKKEI 225

Market data

Bid (Bid size)	- (0)
Ask (Ask size)	- (0)
Open	6.05 EUR
High	6.05 EUR
Low	6.05 EUR
Close (prev. day)	5.80 EUR
VWAP	-
Volume (pcs)	0
Trading volume	0.00
Number of trades	3
Last size	0

Performance and Risk

	6m	1Y	3Y
Perf (%)	+26.04%	-23.90%	-59.12%
Perf (abs.)	+1.25	-1.90	-8.75
Beta	0.70	0.66	0.94
Volatility	40.56	39.30	39.17

5Y



Information about previous performance does not guarantee future performance.
Source: FactSet

Price data

Ø price 5 days Ø volume 5 days (pcs.)	6.07 EUR (0)
Ø price 30 days Ø volume 30 days (pcs.)	6.36 EUR (17)
Ø price 100 days Ø volume 100 days (pcs.)	6.03 EUR (5)
Ø price 250 days Ø volume 250 days (pcs.)	5.97 EUR (12)
YTD High date	6.70 EUR (2024/03/22)
YTD Low date	5.45 EUR (2024/01/16)
52 Weeks High date	7.95 EUR (2023/05/12)
52 Weeks Low date	4.76 EUR (2023/11/01)

All listings for CYBERAGENT INC.

Exchange ⊕	Date	Time	Price	Trading volume (mio.)	Number of trades
Tradegate	2024/04/26	22:02	6.15 EUR	0.00	1
Tokyo Stock Exchange	2024/04/26	08:00	1,029.00 JPY	104.80	12,203
Stuttgart	2024/04/26	08:07	6.05 EUR	0.00	3
Munich	2024/04/26	08:11	6.05 EUR	0.00	2
Hanover	2024/04/26	08:00	6.10 EUR	0.00	3

	26					
Frankfurt	2024/04/ 26	08:19	6.10 EUR	0.00	2	
FINRA other OTC Issues	2024/04/ 25	18:43	6.45 USD	0.00	1	
Duesseldorf	2024/04/ 26	19:31	6.05 EUR	0.00	7	
Berlin	2024/04/ 26	21:05	6.10 EUR	0.00	8	

Company profile

Company Logo

Contact Details

CYBER AGENT

--

Telefon: -

Fax: -

E-mail: -

Company Profile

-