

SKF AB SER. B

ISIN:

SE0000108227

WKN: 4767066

Overview

2020/09/21 08:08:16

Price

18.00 EUR

Difference  -0.96% (-0.18)

General attributes

ISIN	SE0000108227
Symbol	SKF B
Exchange	Berlin
Currency	EUR
Sector	Industry
Security type	Stock
Market cap (m)	8,277 EUR
Benchmark	OMX STOCKHOLM 30 INDEX

Market data

Bid (Bid size)	17.675 EUR (1,200)
Ask (Ask size)	17.715 EUR (1,200)
Open	18.00 EUR
High	18.00 EUR
Low	18.00 EUR
Close (prev. day)	18.175 EUR
VWAP	-
Volume (pcs)	0
Trading volume	0.00
Number of trades	1
Last size	0

Futures and Options

Related Futures	29
Related Options	-






5Y



Information about previous performance does not guarantee future performance.

Source: FactSet

Recent research

on sector			
Date		Headline	Download
2020/09/01		Updates on J&J, LVMH, NVIDIA, Samsung	
2020/07/31		Global Equity Ratings	
2020/07/24		Global Equity Ratings	
2020/06/23		Global Equity Ratings	
2015/11/17		Credit Markets - Corporate Bonds (16 November 2015...	

Details

2020/09/21 08:08:16

Price

18.00 EUR

Difference  -0.96% (-0.18)

General attributes

ISIN	SE0000108227
Symbol	SKF B
Exchange	Berlin
Currency	EUR
Sector	Industry
Security type	Stock
Market cap (m)	8,277 EUR
Benchmark	OMX STOCKHOLM 30 INDEX

Market data

Bid (Bid size)	17.675 EUR (1,200)
Ask (Ask size)	17.715 EUR (1,200)
Open	18.00 EUR
High	18.00 EUR
Low	18.00 EUR
Close (prev. day)	18.175 EUR
VWAP	-
Volume (pcs)	0
Trading volume	0.00
Number of trades	1
Last size	0

Performance and Risk

	6m	1Y	3Y
Perf (%)	+52.67%	+14.42%	+4.54%
Perf (abs.)	+6.27	+2.29	+0.79
Beta	1.32	1.21	1.25
Volatility	47.02	41.33	32.96

5Y



Information about previous performance does not guarantee future performance.

Source: FactSet

Price data

Ø price 5 days Ø volume 5 days (pcs.)	18.14 EUR (0)
Ø price 30 days Ø volume 30 days (pcs.)	17.19 EUR (0)
Ø price 100 days Ø volume 100 days (pcs.)	16.49 EUR (0)
Ø price 250 days Ø volume 250 days (pcs.)	16.13 EUR (1)
YTD High date	19.21 EUR (2020/02/06)
YTD Low date	10.68 EUR (2020/03/23)
52 Weeks High date	19.21 EUR (2020/02/06)
52 Weeks Low date	10.68 EUR (2020/03/23)

All listings for SKF AB SER. B

Exchange 	Date	Time	Price	Trading volume (mio.)	Number of trades
Tradegate	2020/09/18	22:26	18.075 EUR	0.00	2
Stuttgart	2020/09/21	10:56	17.38 EUR	0.00	3
OMX Stockholm	2020/09/21	14:18	184.00 SEK	143.82	3,634
London Stock Exchange European Trade Reporting	2020/09/21	09:00	186.50 SEK	0.00	1
Hanover	2020/09/21	08:01	18.095 EUR	0.00	1

	09/21					
Frankfurt	2020/ 09/21	08:02	18.095 EUR	0.00		1
FINRA other OTC Issues	2020/ 09/14	15:46	21.50 USD	0.10		5
Duesseldorf	2020/ 09/21	12:00	17.515 EUR	0.00		3
Berlin	2020/ 09/21	08:08	18.00 EUR	0.00		1

Company profile

Company Logo



Company Profile

-

Contact Details

SKF AB

--

Hornsgatan 1 415 50 Goteborg

Telefon: +46 31 337 10 00

Fax: +46 31 337 28 32

E-mail: -