

ADMA BIOLOGICS INC COM USD0.0001

ISIN: **US0008991046** WKN: **000899104**

Overview

2024/08/16 17:28:03

Price
17.425 USDDifference  -0.94% (-0.17)

General attributes

ISIN	US0008991046
Symbol	ADMA
Exchange	Nasdaq
Currency	USD
Sector	-
Security type	Stock
Market cap (m)	3,736 EUR
Benchmark	S&P 500

Market data

Bid (Bid size)	17.42 USD (100)
Ask (Ask size)	17.43 USD (600)
Open	17.59 USD
High	17.62 USD
Low	17.305 USD
Close (prev. day)	17.59 USD
VWAP	17.460087 USD
Volume (pcs)	639,139
Trading volume	11,155,994.56
Number of trades	6,614
Last size	100

Futures and Options











Related Futures	-
Related Options	-

5Y



Information about previous performance does not guarantee future performance.
Source: FactSet

Recent research

on market			
Date		Headline	Download
2024/08/12		Global Equity Ratings	
2024/07/24		Global Equity Ratings	
2024/07/12		Global Equity Ratings	
2024/07/03		Global Strategy 3Q 2024	
2024/06/21		Global Equity Ratings	

Details

2024/08/16 17:28:03

Price

17.425 USD

 Difference ▼ -0.94% (-0.17)

General attributes

ISIN	US0008991046
Symbol	ADMA
Exchange	Nasdaq
Currency	USD
Sector	-
Security type	Stock
Market cap (m)	3,736 EUR
Benchmark	S&P 500

Market data

Bid (Bid size)	17.42 USD (100)
Ask (Ask size)	17.43 USD (600)
Open	17.59 USD
High	17.62 USD
Low	17.305 USD
Close (prev. day)	17.59 USD
VWAP	17.460087 USD
Volume (pcs)	639,139
Trading volume	11,155,994.56
Number of trades	6,614
Last size	100

Performance and Risk

	6m	1Y	3Y
Perf (%)	+225.74%	+287.44%	+1,080.54%
Perf (abs.)	+12.19	+13.05	+16.10
Beta	1.47	1.36	1.21
Volatility	62.27	53.87	59.53

5Y



Information about previous performance does not guarantee future performance.

Source: FactSet

Price data

Ø price 5 days Ø volume 5 days (pcs.)	16.968 USD (6,885,281)
Ø price 30 days Ø volume 30 days (pcs.)	13.290 USD (3,956,510)
Ø price 100 days Ø volume 100 days (pcs.)	9.876 USD (3,206,623)
Ø price 250 days Ø volume 250 days (pcs.)	6.564 USD (2,641,536)
YTD High date	17.870 USD (2024/08/14)
YTD Low date	4.370 USD (2024/01/03)
52 Weeks High date	17.870 USD (2024/08/14)
52 Weeks Low date	3.060 USD (2023/10/23)

Arbitrage views

Exchange	Date	Time	Price	Trading volume (mio.)	Number of trades
Nasdaq	2024/08/16	17:28	17.425 USD	11.16	6,614

Company profile

Company Logo



Company Profile

-

Contact Details

ADMA BIOLOGICS INC

--

Telefon: -

Fax: -

E-mail: -