

## ADMA BIOLOGICS INC COM USD0.0001

ISIN: **US0008991046** WKN: **000899104**

## Overview

2024/04/25 20:50:12

Price

6.435 USD

Difference  -0.39% (-0.03)

## General attributes

ISIN	US0008991046
Symbol	ADMA
Exchange	Nasdaq
Currency	USD
Sector	-
Security type	Stock
Market cap (m)	1,399 EUR
Benchmark	S&P 500

## Market data

Bid (Bid size)	6.43 USD (2,600)
Ask (Ask size)	6.44 USD (2,200)
Open	6.41 USD
High	6.485 USD
Low	6.26 USD
Close (prev. day)	6.46 USD
VWAP	6.375436 USD
Volume (pcs)	824,599
Trading volume	5,258,833.82
Number of trades	7,714
Last size	100











## Futures and Options

Related Futures	-
Related Options	-



Information about previous performance does not guarantee future performance.  
Source: FactSet

## Recent research

on market		
Date	Headline	Download
2024/04/03	 Global Equity Ratings	
2024/03/26	 Global Strategy 2Q 2024	
2024/03/13	 Global Equity Ratings	
2024/02/22	 Global Equity Ratings	
2024/02/14	 Global Equity Ratings	

## Details

2024/04/25 20:50:12

## Price

6.435 USD

Difference  -0.39% (-0.03)

## General attributes

ISIN	US0008991046
Symbol	ADMA
Exchange	Nasdaq
Currency	USD
Sector	-
Security type	Stock
Market cap (m)	1,399 EUR
Benchmark	S&P 500

## Market data

Bid (Bid size)	6.43 USD (2,600)
Ask (Ask size)	6.44 USD (2,200)
Open	6.41 USD
High	6.485 USD
Low	6.26 USD
Close (prev. day)	6.46 USD
VWAP	6.375436 USD
Volume (pcs)	824,599
Trading volume	5,258,833.82
Number of trades	7,714
Last size	100

## Performance and Risk

	6m	1Y	3Y
Perf (%)	+101.88%	+87.79%	+240.00%
Perf (abs.)	+3.26	+3.02	+4.56
Beta	1.20	1.09	1.16
Volatility	40.99	42.06	56.55

5Y



Information about previous performance does not guarantee future performance.  
Source: FactSet

## Price data

Ø price 5 days   Ø volume 5 days (pcs.)	6.332 USD (2,633,223)
Ø price 30 days   Ø volume 30 days (pcs.)	6.263 USD (2,448,506)
Ø price 100 days   Ø volume 100 days (pcs.)	5.309 USD (2,466,837)
Ø price 250 days   Ø volume 250 days (pcs.)	4.380 USD (2,258,281)
YTD High   date	6.760 USD (2024/03/28)
YTD Low   date	4.370 USD (2024/01/03)
52 Weeks High   date	6.760 USD (2024/03/28)
52 Weeks Low   date	3.060 USD (2023/10/23)

## All listings for ADMA BIOLOGICS INC COM USD0.0001

Exchange	Date	Time	Price	Trading volume (mio.)	Number of trades
Nasdaq	2024/04/25	20:50	6.435 USD	5.26	7,714

## Company profile

### Company Logo



### Company Profile

-

### Contact Details

ADMA BIOLOGICS INC

--

----

Telefon: -

Fax: -

E-mail: -