



WELLS FARGO & COMPANY

ISIN: **US9497461015** WKN:
949746101

Overview

2022/10/04 22:03:07

Price
43.54 USD

Difference  4.71% (1.96)

General attributes

ISIN	US9497461015
Symbol	WFC
Exchange	NYSE
Currency	USD
Sector	Financial
Security type	Stock
Market cap (m)	167,988 EUR
Benchmark	S&P 500

Market data

Bid (Bid size)	43.42 USD (100)
Ask (Ask size)	43.58 USD (100)
Open	42.16 USD
High	43.59 USD
Low	42.16 USD
Close (prev. day)	41.58 USD
VWAP	43.241159 USD
Volume (pcs)	18,594,912
Trading volume	804,097,087.51
Number of trades	130,862
Last size	2,107,941

Futures and Options

Related Futures	-
Related Options	-

PDF Downloads






Company report: WELLS FARGO & COMPANY 

5Y



Information about previous performance does not guarantee future performance.
Source: FactSet

Recent research

on sector		on market	
Date		Headline	Download
2022/10/04		Akciové trhy - denní zpráva	
2022/10/03		Akciové trhy - denní zpráva	
2022/09/30		České shrnutí reportu na VIG	
2022/09/30		Akciové trhy - denní zpráva	
2022/09/29		Akciové trhy - denní zpráva	

Details

2022/10/04 22:03:07

Price

43.54 USD

Difference ▲ 4.71% (1.96)

General attributes

ISIN	US9497461015
Symbol	WFC
Exchange	NYSE
Currency	USD
Sector	Financial
Security type	Stock
Market cap (m)	167,988 EUR
Benchmark	S&P 500

Market data

Bid (Bid size)	43.42 USD (100)
Ask (Ask size)	43.58 USD (100)
Open	42.16 USD
High	43.59 USD
Low	42.16 USD
Close (prev. day)	41.58 USD
VWAP	43.241159 USD
Volume (pcs)	18,594,912
Trading volume	804,097,087.51
Number of trades	130,862
Last size	2,107,941

Performance and Risk

	6m	1Y	3Y
Perf (%)	-14.64%	-11.57%	-14.23%
Perf (abs.)	-7.13	-5.44	-6.90
Beta	1.02	1.07	1.27
Volatility	34.04	35.07	44.89

5Y



Information about previous performance does not guarantee future performance.
Source: FactSet

Price data

Ø price 5 days Ø volume 5 days (pcs.)	40.63 USD (17,279,195)
Ø price 30 days Ø volume 30 days (pcs.)	43.14 USD (16,011,134)
Ø price 100 days Ø volume 100 days (pcs.)	42.58 USD (19,238,480)
Ø price 250 days Ø volume 250 days (pcs.)	47.36 USD (24,697,230)
YTD High date	60.30 USD (2022/02/10)
YTD Low date	36.54 USD (2022/06/16)
52 Weeks High date	60.30 USD (2022/02/10)
52 Weeks Low date	36.54 USD (2022/06/16)

All listings for WELLS FARGO & COMPANY

Exchange	Date	Time	Price	Trading volume (mio.)	Number of trades
Xetra	2022/10/04	17:35	43.46 EUR	0.01	12
Vienna Stock Exchange	2022/10/04	17:32	43.43 EUR	0.00	2
Tradegate	2022/10/04	22:26	43.595 EUR	0.05	13
Stuttgart	2022/10/04	08:02	42.625 EUR	0.00	3
SIX Swiss Exchange	2019/	17:35	46.09 CHF	0.00	1

	06/28					
SIX Swiss Exchange	2019/ 06/28	17:35	46.86 USD	0.00		1
NYSE	2022/ 10/04	22:03	43.54 USD	804.10		130,862
Munich	2022/ 10/04	08:03	42.625 EUR	0.00		2
London Stock Exchange European Trade Reporting	2022/ 10/04	17:30	42.945 USD	0.00		2
Hanover	2022/ 10/04	08:01	42.625 EUR	0.00		1
Hamburg	2022/ 10/04	08:01	42.625 EUR	0.00		1
Frankfurt	2022/ 10/04	08:02	42.625 EUR	0.00		1
Duesseldorf	2022/ 10/04	21:00	43.205 EUR	0.00		11
Berlin	2022/ 10/04	08:03	42.625 EUR	0.00		1

Company profile

Company Logo



Contact Details

WELLS FARGO & CO.

--

420 Montgomery Street - 94104 San Francisco

Telefon: 1-866-249-3302

Fax: -

E-mail: -

PDF Downloads

Company report: WELLS FARGO & COMPANY



Company Profile

Wells Fargo & Co. is a diversified, community-based financial services company. It is engaged in the provision of banking, insurance, investments, mortgage products and services, and consumer and commercial finance. It operates through the following segments: Consumer Banking and Lending, Commercial Banking, Corporate and Investment Banking, and Wealth & Investment Management. The Consumer Banking and Lending segment offers consumer and small business banking, home lending, credit cards, auto, and personal lending. The Commercial Banking segment offers banking and credit products across multiple industry sectors and municipalities, secured lending and lease products, and treasury management. The Corporate and Investment Banking segment offers corporate banking, investment banking, treasury management, commercial real estate lending and servicing, equity and fixed income solutions, as well as sales, trading, and research capabilities. The Wealth & Investment Management segment provides personalized wealth management, brokerage, financial planning, lending, private banking, trust and fiduciary products and services to affluent, high-net worth and ultra-high-net worth clients. The company was founded by Henry Wells and William G. Fargo on March 18, 1852 and is headquartered in San Francisco, CA.

Members of Management Board

Steven Black	Chairman of Board of Directors
Celeste Clark	Member of Board of Directors
Cecelia Morken	Member of Board of Directors
Felicia Norwood	Member of Board of Directors
Greg Lawton	Member of Board of Directors
Juan Pujadas	Member of Board of Directors
Maria Morris	Member of Board of Directors
Mark Chancy	Member of Board of Directors
Richard Davis	Member of Board of Directors
Richard Payne	Member of Board of Directors
Ronald Sargent	Member of Board of Directors
Suzanne Vautrinot	Member of Board of Directors
Theodore Craver	Member of Board of Directors
Wayne Hewett	Member of Board of Directors
Charles W. Scharf	Chairman of Managing Board
Amanda G. Norton	Member of Executive Committee
Ather Williams III	Member of Executive Committee

Barry Sommers	Member of Executive Committee
Bei Ling	Member of Executive Committee
Derek A. Flowers	Member of Executive Committee
Ellen R. Patterson	Member of Executive Committee
Jonathan G. Weiss	Member of Executive Committee
Julie L. Scammahorn	Member of Executive Committee
Kleber R. Santos	Member of Executive Committee
Kleber Santos	Member of Executive Committee