


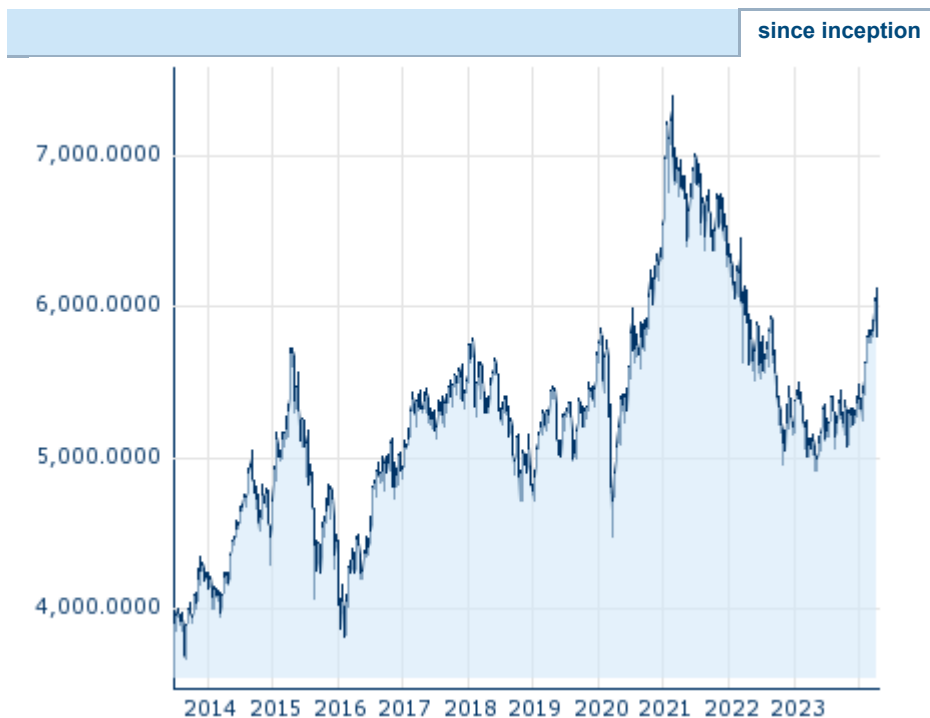
ERSTE STOCK EM GLOBAL VT

Equity fund with a focus on global emerging markets

ISIN: **AT0000A10QN3**

Overview

2024/04/24	
NAV	5,866.1000
Difference	 0.14% (8.16)
General attributes	
Fund type	Equity Funds
Investment company	Erste Asset Management GmbH
Currency	CZK
Type	VT
Begin of subscription period	-
Inception	2002/04/22
Licenced in	AT,CZ
Duration of fund	open end
Distribution	08/01
Total assets	208,768,125.60 EUR
Fiscal year	05/01 - 04/30
Initial charge	3.00%
Management fee	1.80%
Ongoing charges	2.09%
Minimum investment	According to offer
Account number	-
Recommended holding period	At least 6 years
Investor experience	-
Investor tolerance	4 (scale 1-7)



The chart shows the current fund share unit price (NAV) of the nominal value of an investment company proclaimed on that working day. Performances under 12 month have only little informative value. Information about previous performance does not guarantee future performance.

Source: Česká spořitelna, a. s.

Advantages

Broadly diversified investment in companies in emerging markets with little capital investment. Active stock selection based on fundamental criteria. Participation in global emerging market growth opportunities. Opportunities for capital appreciation. The fund is suitable as an addition to an existing equity portfolio and is intended for long-term capital appreciation.

Details you should be aware of

The price of the funds can fluctuate considerably (high volatility). An investment in emerging markets has a higher risk potential than an investment in developed markets. Due to the investment in foreign currencies, the net asset value in Euro can fluctuate due to changes in the exchange rate. Capital loss is possible. Risks that may be significant for the fund are in particular: credit and counterparty risk, liquidity risk, custody risk, derivative risk and operational risk. Comprehensive information on the risks of the fund can be found in the prospectus or the information for investors pursuant to § 21 AIFMG, section II, "Risk information".

Performance goal and investment strategy

The ERSTE STOCK EM GLOBAL invests primarily in companies based or doing business in global emerging markets. The fund's investment process is based on fundamental business analysis. When selecting stocks, the focus is on high-quality, high-growth companies. A hedge against foreign currency risks is generally not provided, but is possible.

Performance (2024/03/28)

Period	YTD	6m	1Y	3Y	5Y	10Y	since inc.
			(% p a)	(% p a)	(% p a)	(% p a)	(% p a)
Perf	8.58	-	16.52	-4.98	2.34	3.65	3.93

Annual performance in % (-)

Period	2019	2020	2021	2022	2023
Perf	23.11	11.76	6.77	-13.48	6.03

Statistical figures (2024/03/28)

Sharpe Ratio	-
Volatility in %	12.94

Minimum & maximum performance in % p.a. (2024/03/28)

1Y	94.88	
	-61.57	
3Y	37.08	
	-18.74	
5Y	27.82	
	-6.92	
10Y	11.01	
	-0.65	

Top holdings (2024/03/28)

ISIN	Name	Currency	%FA
-	TAIWAN SEMICON.MANU. TA10	-	9.37
-	SAMSUNG EL. SW 100	-	4.99
-	TENCENT HLDGS HD-,00002	-	3.76
-	ALIBABA GR.HLDG SP.ADR 8	-	1.84
-	RELIANCE INDS(DEMAT) IR10	-	1.84
-	PETROLEO BRAS.SA PET.PFD	-	1.46
-	SIEMENS INDIA LTD SUB IR2	-	1.40
-	MERCADOLIBRE INC	-	1.35
-	HCL TECHS LTD DEMAT. IR 2	-	1.23
-	WILL SEMICONDUCT. YC1	-	1.19

Holdings by country (2024/03/28)

	27.20 %	China
	18.62 %	Taiwan
	17.39 %	India
	12.91 %	Korea, Republic of
	5.96 %	Brazil
	4.44 %	Mexico
	2.43 %	South Africa
	2.07 %	Indonesia
	1.47 %	United States of America
	1.15 %	Argentina

Holdings by currency (2024/03/28)


	17.92 %	TWD
	17.10 %	HKD
	15.68 %	USD
	15.11 %	INR
	12.14 %	KRW
	4.93 %	BRL
	4.17 %	MXN
	3.40 %	CNY
	2.24 %	ZAR
	1.89 %	IDR

Percentage holdings by sector (2024/03/28)

	30.36 %	Information Technology
--	---------	------------------------

Please read the disclaimer at the end of the document.

2/3

	18.09 %	Financials
	12.10 %	Consumer Discretionary
	8.99 %	Communication Services
	8.94 %	Industrials
	8.23 %	Energy
	4.46 %	Materials
	3.24 %	Consumer Staples
	2.09 %	Utilities
	1.92 %	Real Estate

Disclaimer

The full names of the open-ended mutual funds and complete product information are provided in the statutes (prospectuses) of the funds. The information stated herein is of the nature of a promotional message. The information stated in this message is not an investment recommendation or investment advice since it does not take into account the specific situation of specific investors. The value of the financial instruments may rise and fall, while there is no guarantee of a return on the originally invested amount. Past performance is no guarantee of the same performance in a future period. A visitor to this website may be outside the target market of the financial instruments stated herein. We recommend that you consult your specific investment plan with an expert advisor who will verify that the planned investment will be commensurate with your knowledge and experience, that it will be in accordance with your needs, characteristics and goals, financial circumstances or relation to risk, and will familiarise you with all possible risks of a specific investment opportunity.