

VONOVIA SE

ISIN: DE000A1ML7J1

WKN: A1ML7J

Overview

2024/04/25 08:16:02

Price
25.26 EURDifference  -2.09% (-0.54)

General attributes

ISIN	DE000A1ML7J1
Symbol	VNA
Exchange	Hanover
Currency	EUR
Sector	Other
Security type	Stock
Market cap (m)	20,562 EUR
Benchmark	GERMANY DAX

Market data

Bid (Bid size)	-
Ask (Ask size)	-
Open	25.26 EUR
High	25.26 EUR
Low	25.26 EUR
Close (prev. day)	25.80 EUR
VWAP	-
Volume (pcs)	0
Trading volume	0.00
Number of trades	1
Last size	0

Futures and Options

Related Futures	38
Related Options	-

PDF Downloads







Company report: VONOVIA SE 

5Y



Information about previous performance does not guarantee future performance.
Source: FactSet

Recent research

on sector		on market	
Date		Headline	Download
2024/04/03		Global Equity Ratings	
2024/03/13		Global Equity Ratings	
2024/02/22		Global Equity Ratings	
2024/02/14		Global Equity Ratings	
2024/01/23		Global Equity Ratings	

Details

2024/04/25 08:16:02

Price

25.26 EUR

Difference ▼ -2.09% (-0.54)

General attributes

ISIN	DE000A1ML7J1
Symbol	VNA
Exchange	Hanover
Currency	EUR
Sector	Other
Security type	Stock
Market cap (m)	20,562 EUR
Benchmark	GERMANY DAX

Market data

Bid (Bid size)	-
Ask (Ask size)	-
Open	25.26 EUR
High	25.26 EUR
Low	25.26 EUR
Close (prev. day)	25.80 EUR
VWAP	-
Volume (pcs)	0
Trading volume	0.00
Number of trades	1
Last size	0

Performance and Risk

	6m	1Y	3Y
Perf (%)	+25.79%	+36.62%	-51.27%
Perf (abs.)	+5.29	+6.92	-27.14
Beta	1.64	1.48	1.10
Volatility	37.23	38.67	37.23

5Y



Information about previous performance does not guarantee future performance.
Source: FactSet

Price data

Ø price 5 days Ø volume 5 days (pcs.)	25.19 EUR (50)
Ø price 30 days Ø volume 30 days (pcs.)	25.75 EUR (83)
Ø price 100 days Ø volume 100 days (pcs.)	26.67 EUR (230)
Ø price 250 days Ø volume 250 days (pcs.)	23.11 EUR (245)
YTD High date	28.91 EUR (2024/01/31)
YTD Low date	24.07 EUR (2024/03/15)
52 Weeks High date	28.91 EUR (2024/01/31)
52 Weeks Low date	17.05 EUR (2023/06/02)

All listings for VONOVIA SE

Exchange	Date	Time	Price	Trading volume (mio.)	Number of trades
Xetra	2024/04/25	17:35	25.24 EUR	48.48	4,456
Vienna Stock Exchange	2024/04/25	17:32	25.28 EUR	0.00	2
Tradegate	2024/04/25	22:02	25.28 EUR	2.42	319
Stuttgart	2024/04/25	21:59	25.26 EUR	0.61	228

SIX Swiss Exchange	2020/ 03/13	17:35	44.9617 CHF	0.00	1
Munich	2024/ 04/25	15:57	25.04 EUR	0.02	2
London Stock Exchange European Trade Reporting	2024/ 04/25	17:30	25.22 EUR	0.00	2
Hanover	2024/ 04/25	08:16	25.26 EUR	0.00	1
Hamburg	2024/ 04/25	17:16	25.15 EUR	0.01	3
Frankfurt	2024/ 04/25	19:37	25.30 EUR	0.01	8
FINRA other OTC Issues	2024/ 04/25	15:51	26.935 USD	0.01	4
Euronext Milan MTF Trading After Hours	2024/ 04/25	17:44	25.11 EUR	0.00	1
Euronext Milan MTF Global Equity Market	2024/ 04/25	17:44	25.11 EUR	0.03	2
Duesseldorf	2024/ 04/25	19:32	25.18 EUR	0.00	5
Berlin	2024/ 04/25	21:52	25.28 EUR	0.00	17

Company profile

Company Logo



Contact Details

VONOVIA SE

--

Universitätsstrasse 133 - 44803 Bochum

Telefon: +49-234-314-0

Fax: +49-234-314-1314

E-mail: info@vonovia.de

PDF Downloads

Company report: VONOVIA SE



Company Profile

Vonovia SE. is a holding company, which engages in the management of residential units. It operates through the following segments: Rental, Value-Add, Recurring Sales, Development, and Other. The Rental segment combines all of the businesses that are aimed at the value-enhancing management of the company's own residential units. The Value-Add segment bundles all of the housing-related services including the maintenance and modernization work on its properties. The Recurring Sales segment includes regular and sustainable disposals of individual condominiums and single-family houses from the company's portfolio. The Development segment consists of project development of new residential buildings. The Other segment comprises disposal of entire buildings or land that are likely to have below-average development potential. The company was founded on June 17, 1998 and is headquartered in Bochum, Germany.

Members of Management Board

Rolf Buch	Chairman of Managing Board
Arnd Fittkau	Member of Executive Committee
Daniel Riedl	Member of Executive Committee
Philip Grosse	Member of Executive Committee
Ruth Werhahn	Member of Executive Committee

Board of directors

Clara-Christina Streit	Chairman of Supervisory Board
Ariane Reinhart	Member of Supervisory Board
Daniela Gerd Tom Markotten	Member of Supervisory Board
Florian Funck	Member of Supervisory Board
Ute Geipel-Faber	Member of Supervisory Board
Christian Ulbrich	Member of Supervisory Board
Hildegard Müller	Member of Supervisory Board
Jurgen Fenk	Member of Supervisory Board
Matthias Hünlein	Member of Supervisory Board
Vitus Eckert	Member of Supervisory Board