

DOW JONES UK(GBP)

ISIN: **XC0006887803** WKN: -

Overview

2024/07/26 23:43:35

Price

365.23 USDDifference  1.30% (4.68)

General attributes

ISIN XC0006887803

Symbol -

Country Great Britain

Instruments in index 0

Type of index -

Security type Index

Market data

Open 360.57 USD

High 365.43 USD

Low 360.49 USD

Close (prev. day) 360.55 USD

Trading volume (m) -

Volume (pcs) -

Futures and Options

Related Futures -

Related Options -

5Y













Information about previous performance does not guarantee future performance.

Source: FactSet

Recent research

on market

Date	Headline	Download
2024/07/24	 Global Equity Ratings	
2024/07/12	 Global Equity Ratings	
2024/07/09	 Political environment weighs on outlook	
2024/07/03	 Global Strategy 3Q 2024	
2024/06/21	 Global Equity Ratings	

Details

2024/07/26 23:43:35

Price

365.23 USD

Difference



1.30% (4.68)

General attributes

ISIN XC0006887803

Symbol -

Country Great Britain

Security type Index

Instruments in index 0

Market data

Open 360.57 USD

High 365.43 USD

Low 360.49 USD

Close (prev. day) 360.55 USD

Trading volume (m) -

Volume (pcs) -

Performance and Risk

	6m	1Y	3Y
Perf (%)	+8.89%	+8.16%	-
Perf (abs.)	+29.83	+27.56	-
Beta	-	-	-
Volatility	8.83	9.72	11.78



5Y

Information about previous performance does not guarantee future performance.

Source: FactSet

Price data

Ø price 5 days Ø volume 5 days (pcs.)	361.27 USD (0)
Ø price 30 days Ø volume 30 days (pcs.)	360.77 USD (0)
Ø price 100 days Ø volume 100 days (pcs.)	356.93 USD (0)
Ø price 250 days Ø volume 250 days (pcs.)	341.65 USD (0)
YTD High date	370.73 USD (2024/05/10)
YTD Low date	325.98 USD (2024/01/17)
52 Weeks High date	370.73 USD (2024/05/10)
52 Weeks Low date	317.13 USD (2023/08/18)

Composition

The composition is not available for this index.