

DOW JONES UK(GBP)

ISIN: **XC0006887803** WKN: -

Overview

2024/07/24 06:40:31

Price

360.03 USDDifference  0.00% (0.01)

General attributes

ISIN XC0006887803

Symbol -

Country Great Britain

Instruments in index 0

Type of index -

Security type Index

Market data

Open 359.99 USD

High 360.08 USD

Low 359.97 USD

Close (prev. day) 360.02 USD

Trading volume (m) -

Volume (pcs) -

Futures and Options

Related Futures -

Related Options -

5Y







Information about previous performance does not guarantee future performance.

Source: FactSet

Recent research

on market

Date	Headline	Download
2024/07/12	 Global Equity Ratings	
2024/07/09	 Political environment weighs on outlook	
2024/07/03	 Global Strategy 3Q 2024	
2024/06/21	 Global Equity Ratings	
2024/06/20	 Bosnia and Herzegovina Growth to remain subdued ...	

Details

2024/07/24 06:40:31

Price

360.03 USD

Difference



0.00% (0.01)

General attributes

ISIN XC0006887803

Symbol -

Country Great Britain

Security type Index

Instruments in index 0

Market data

Open 359.99 USD

High 360.08 USD

Low 359.97 USD

Close (prev. day) 360.02 USD

Trading volume (m) -

Volume (pcs) -

Performance and Risk

	6m	1Y	3Y
Perf (%)	+9.38%	+6.84%	+13.54%
Perf (abs.)	+30.88	+23.06	+42.93
Beta	-	-	-
Volatility	8.83	9.63	11.77



5Y

Information about previous performance does not guarantee future performance.

Source: FactSet

Price data

Ø price 5 days Ø volume 5 days (pcs.)	360.60 USD (0)
Ø price 30 days Ø volume 30 days (pcs.)	360.55 USD (0)
Ø price 100 days Ø volume 100 days (pcs.)	356.21 USD (0)
Ø price 250 days Ø volume 250 days (pcs.)	341.31 USD (0)
YTD High date	370.73 USD (2024/05/10)
YTD Low date	325.98 USD (2024/01/17)
52 Weeks High date	370.73 USD (2024/05/10)
52 Weeks Low date	317.13 USD (2023/08/18)

Composition

The composition is not available for this index.