

# DOW JONES ITALY(EUR)

ISIN: **XC0006887647** WKN: -

## Overview

<b>2024/09/03 05:39:46</b>	
<b>Price</b>	<b>260.78 USD</b>
<b>Difference</b>	0.00% (0.00)
<b>General attributes</b>	
<b>ISIN</b>	XC0006887647
<b>Symbol</b>	-
<b>Country</b>	Italy
<b>Instruments in index</b>	10
<b>Type of index</b>	-
<b>Security type</b>	Index
<b>Market data</b>	
<b>Open</b>	260.78 USD
<b>High</b>	260.80 USD
<b>Low</b>	260.75 USD
<b>Close (prev. day)</b>	260.78 USD
<b>Trading volume (m)</b>	-
<b>Volume (pcs)</b>	-
<b>Futures and Options</b>	
<b>Related Futures</b>	-
<b>Related Options</b>	-



Information about previous performance does not guarantee future performance.  
**Source:** FactSet

### Recent research

on market		
Date	Headline	Download
2024/09/02	Eurozone and US: Time to cut interest rates	
2024/08/30	Week Ahead	
2024/08/28	Credit Markets Weekly	
2024/08/23	Week Ahead	
2024/08/21	Credit Markets Weekly	

## Details

2024/09/03 05:39:46

## Price

260.78 USD

Difference ➔ 0.00% (0.00)

## General attributes

ISIN XC0006887647

Symbol -

Country Italy

Security type Index

Instruments in index 10

## Market data

Open 260.78 USD

High 260.80 USD

Low 260.75 USD

Close (prev. day) 260.78 USD

Trading volume (m) -

Volume (pcs) -

## Performance and Risk

	6m	1Y	3Y
Perf (%)	+3.62%	+19.55%	+30.16%
Perf (abs.)	+9.12	+42.66	+60.44
Beta	-	-	-
Volatility	14.96	13.44	18.98








Information about previous performance does not guarantee future performance.  
Source: FactSet

## Price data

Ø price 5 days   Ø volume 5 days (pcs.)	259.22 USD (0)
Ø price 30 days   Ø volume 30 days (pcs.)	251.72 USD (0)
Ø price 100 days   Ø volume 100 days (pcs.)	257.55 USD (0)
Ø price 250 days   Ø volume 250 days (pcs.)	243.36 USD (0)
YTD High   date	269.37 USD (2024/05/16)
YTD Low   date	229.14 USD (2024/01/17)
52 Weeks High   date	269.37 USD (2024/05/16)
52 Weeks Low   date	207.87 USD (2023/10/27)

## Composition

Name  ISIN	Price	Diff %  Diff +/-	Performance 	Date Time	Turnover Pc.  Turnover Money 
A2A SPA IT0001233417	2.059	0.00% 0.00		24/09/02 17:44:59	3,589,401 7,382,353.00
BANCA MONTE DEI PASCHI DI... IT0005508921	5.188	0.00% 0.00		24/09/02 17:44:59	10,026,352 52,213,126.00
ELICA SPA IT0003404214	1.80	0.00% 0.00		24/09/02 17:44:59	9,823 17,661.00
FALCK RENEWABLES SPA IT0003198790	-	-% -		- -	- -
LEONARDO S.P.A. IT0003856405	21.30	0.00% 0.00		24/09/02 17:44:59	8,911,430 193,153,481.00
RCS MEDIAGROUP NPV IT0004931496	0.752	0.00% 0.00		24/09/02 17:44:59	81,489 61,385.00
STELLANTIS N.V. NL00150001Q9	15.02	0.00% 0.00		24/09/02 17:44:59	9,399,269 140,520,934.00
UNICREDIT SPA IT0005239360	37.515	0.00% 0.00		24/09/02 17:44:59	4,584,120 172,310,811.00
UNIPOLSAI ASSICURAZIONI S... IT0004827447	2.53	-% -		24/07/02 17:44:59	- -
WEBUILD S.P.A. IT0003865570	2.46	0.00% 0.00		24/09/02 17:44:59	2,185,415 5,409,275.00