

DOW JONES ITALY(EUR)

ISIN: **XC0006887647** WKN: -

Overview

2024/08/16 13:16:31	
Price	250.78 USD
Difference	▲ 3.68% (8.90)
General attributes	
ISIN	XC0006887647
Symbol	-
Country	Italy
Instruments in index	10
Type of index	-
Security type	Index
Market data	
Open	241.88 USD
High	251.77 USD
Low	241.78 USD
Close (prev. day)	241.88 USD
Trading volume (m)	-
Volume (pcs)	-



Information about previous performance does not guarantee future performance.
Source: FactSet

Top 5

Name	Price	+ - (%)	Trend
UNICREDIT ...	36.115	+3.04	▲
STELLANTIS...	14.498	+2.85	▲
WEBUILD S...	2.374	+2.68	▲
BANCA MONT...	5.24	+2.10	▲
A2A SPA	2.021	+0.60	▶

Intraday 1W 1M 6m 1Y 3Y

Flop 5

Name	Price	+ - (%)	Trend
ELICA SPA	1.725	-1.99	▼

Intraday 1W 1M 6m 1Y 3Y

Futures and Options

Related Futures	-
Related Options	-

Recent research

Date	Headline	Download
2024/08/16	Week Ahead	
2024/08/12	Global Equity Ratings	
2024/08/09	Week Ahead	
2024/08/02	Week Ahead	
2024/07/31	Credit Markets Weekly	

5Y

Details

2024/08/16 13:16:31

Price

250.78 USD

Difference



3.68% (8.90)

General attributes

ISIN XC0006887647

Symbol -

Country Italy

Security type Index

Instruments in index 10

Market data

Open 241.88 USD

High 251.77 USD

Low 241.78 USD

Close (prev. day) 241.88 USD

Trading volume (m) -

Volume (pcs) -

Performance and Risk

	6m	1Y	3Y
Perf (%)	+1.46%	+13.59%	+20.74%
Perf (abs.)	+3.53	+29.42	+42.25
Beta	-	-	-
Volatility	14.78	13.34	18.94



5Y





Information about previous performance does not guarantee future performance.

Source: FactSet

Price data

Ø price 5 days Ø volume 5 days (pcs.)	244.01 USD (0)
Ø price 30 days Ø volume 30 days (pcs.)	253.83 USD (0)
Ø price 100 days Ø volume 100 days (pcs.)	258.18 USD (0)
Ø price 250 days Ø volume 250 days (pcs.)	241.50 USD (0)
YTD High date	269.37 USD (2024/05/16)
YTD Low date	229.14 USD (2024/01/17)
52 Weeks High date	269.37 USD (2024/05/16)
52 Weeks Low date	207.87 USD (2023/10/27)

Composition

Name  ISIN	Price	Diff %  Diff +/-	Performance 	Date Time	Turnover Pc.  Turnover Money 
A2A SPA IT0001233417	2.021	0.60% 0.01		24/08/16 13:16:08	4,411,443 8,910,545.00
BANCA MONTE DEI PASCHI DI... IT0005508921	5.24	2.10% 0.11		24/08/16 13:16:30	11,069,546 58,232,265.00
ELICA SPA IT0003404214	1.725	-1.99% -0.04		24/08/16 13:04:45	67,739 119,286.00
FALCK RENEWABLES SPA IT0003198790	-	-% -		- -	- -
LEONARDO S.P.A. IT0003856405	22.64	0.53% 0.12		24/08/16 13:15:29	1,073,865 24,474,944.00
RCS MEDIAGROUP NPV IT0004931496	0.754	0.53% 0.00		24/08/16 12:08:01	82,693 62,215.00
STELLANTIS N.V. NL00150001Q9	14.498	2.85% 0.40		24/08/16 13:16:30	5,690,413 82,623,079.00
UNICREDIT SPA IT0005239360	36.115	3.04% 1.07		24/08/16 13:16:30	4,245,162 153,767,773.00
UNIPOLSAI ASSICURAZIONI S... IT0004827447	2.53	-% -		24/07/02 17:44:59	- -
WEBUILD S.P.A. IT0003865570	2.374	2.68% 0.06		24/08/16 13:14:14	458,600 1,088,877.00