

DOW JONES ITALY(EUR)

ISIN: **XC0006887647** WKN: -

Overview

2024/07/17 13:30:21

Price

260.26 USDDifference  -0.52% (-1.36)

General attributes

ISIN XC0006887647

Symbol -

Country Italy

Instruments in index 10

Type of index -

Security type Index

Market data

Open 261.62 USD

High 261.90 USD

Low 260.20 USD

Close (prev. day) 261.62 USD

Trading volume (m) -

Volume (pcs) -

Top 5

Name 	Price	+ - (%) 	Trend 
A2A SPA	1.8905	+1.72	
ELICA SPA	1.93	+1.31	
UNICREDIT ...	37.46	+0.11	

Intraday 1W 1M 6m 1Y 3Y

Flop 5

Name 	Price	+ - (%) 	Trend 
STELLANTIS...	18.316	-0.95	
WEBUILD S...	2.172	-0.91	
LEONARDO S...	23.25	-0.43	
BANCA MONT...	4.948	-0.40	

Intraday 1W 1M 6m 1Y 3Y

Futures and Options

Related Futures -

Related Options -

5Y






Information about previous performance does not guarantee future performance.

Source: FactSet

Recent research

on market

Date	Headline	Download 
2024/07/17	 Credit Markets Weekly	
2024/07/15	 CSSD market 1H 2024: Schuldschein market gives way...	
2024/07/12	 Week Ahead	
2024/07/10	 Credit Markets Weekly	
2024/07/09	 Political environment weighs on outlook	

Details

2024/07/17 13:30:21

Price

260.26 USD

Difference

**-0.52%** (-1.36)

General attributes

ISIN XC0006887647

Symbol -

Country Italy

Security type Index

Instruments in index 10

Market data

Open 261.62 USD

High 261.90 USD

Low 260.20 USD

Close (prev. day) 261.62 USD

Trading volume (m) -

Volume (pcs) -

Performance and Risk

	6m	1Y	3Y
Perf (%)	+12.89%	+19.92%	+38.03%
Perf (abs.)	+29.87	+43.46	+72.08
Beta	-	-	-
Volatility	12.99	12.73	18.80



5Y












Information about previous performance does not guarantee future performance.

Source: FactSet

Price data

Ø price 5 days Ø volume 5 days (pcs.)	261.77 USD (0)
Ø price 30 days Ø volume 30 days (pcs.)	257.95 USD (0)
Ø price 100 days Ø volume 100 days (pcs.)	259.61 USD (0)
Ø price 250 days Ø volume 250 days (pcs.)	238.40 USD (0)
YTD High date	269.37 USD (2024/05/16)
YTD Low date	229.14 USD (2024/01/17)
52 Weeks High date	269.37 USD (2024/05/16)
52 Weeks Low date	207.87 USD (2023/10/27)

Composition

Name  ISIN	Price	Diff %  Diff +/-	Performance 	Date Time	Turnover Pc.  Turnover Money 
A2A SPA IT0001233417	1.8905	1.72% 0.03		24/07/17 13:30:03	6,136,383 11,556,105.00
BANCA MONTE DEI PASCHI DI... IT0005508921	4.948	-0.40% -0.02		24/07/17 13:30:12	7,181,706 35,826,547.00
ELICA SPA IT0003404214	1.93	1.31% 0.03		24/07/17 13:27:00	17,670 33,954.00
FALCK RENEWABLES SPA IT0003198790	-	-% -		- -	- -
LEONARDO S.P.A. IT0003856405	23.25	-0.43% -0.10		24/07/17 13:30:16	774,207 17,986,650.00
RCS MEDIAGROUP NPV IT0004931496	0.762	0.00% 0.00		24/07/17 13:25:27	56,800 43,196.00
STELLANTIS N.V. NL00150001Q9	18.316	-0.95% -0.18		24/07/17 13:30:13	2,303,278 42,305,009.00
UNICREDIT SPA IT0005239360	37.46	0.11% 0.04		24/07/17 13:30:15	3,607,682 135,799,267.00
UNIPOLSAI ASSICURAZIONI S... IT0004827447	2.53	-% -		24/07/02 17:44:59	- -
WEBUILD S.P.A. IT0003865570	2.172	-0.91% -0.02		24/07/17 13:18:14	547,445 1,188,383.00