

DOW JONES ITALY(EUR)

ISIN: **XC0006887647** WKN: -

Overview

2024/07/17 12:09:41

Price

261.83 USDDifference  0.08% (0.21)

General attributes

ISIN XC0006887647

Symbol -

Country Italy

Instruments in index 10

Type of index -

Security type Index

Market data

Open 261.62 USD

High 261.85 USD

Low 260.60 USD

Close (prev. day) 261.62 USD

Trading volume (m) -

Volume (pcs) -

Top 5

Name 	Price	+ - (%) 	Trend 
A2A SPA	1.8925	+1.83	
ELICA SPA	1.93	+1.31	
UNICREDIT ...	37.83	+1.10	
BANCA MONT...	4.995	+0.54	

Intraday **1W** 1M 6m 1Y 3Y

Flop 5

Name 	Price	+ - (%) 	Trend 
WEBUILD S...	2.178	-0.64	
LEONARDO S...	23.27	-0.34	
STELLANTIS...	18.432	-0.32	

Intraday **1W** 1M 6m 1Y 3Y

Futures and Options

Related Futures -

Related Options -

5Y









Information about previous performance does not guarantee future performance.

Source: FactSet

Recent research

on market

Date	Headline	Download
2024/07/15	 CSSD market 1H 2024: Schuldschein market gives way...	
2024/07/12	 Week Ahead	
2024/07/10	 Credit Markets Weekly	
2024/07/09	 Political environment weighs on outlook	
2024/07/05	 Week Ahead	

Details

2024/07/17 12:09:41

Price

261.83 USD

Difference



0.08% (0.21)

General attributes

ISIN XC0006887647

Symbol -

Country Italy

Security type Index

Instruments in index 10

Market data

Open 261.62 USD

High 261.85 USD

Low 260.60 USD

Close (prev. day) 261.62 USD

Trading volume (m) -

Volume (pcs) -

Performance and Risk

	6m	1Y	3Y
Perf (%)	+12.89%	+19.92%	+38.03%
Perf (abs.)	+29.87	+43.46	+72.08
Beta	-	-	-
Volatility	12.99	12.73	18.80



5Y










Information about previous performance does not guarantee future performance.

Source: FactSet

Price data

Ø price 5 days Ø volume 5 days (pcs.)	261.77 USD (0)
Ø price 30 days Ø volume 30 days (pcs.)	257.95 USD (0)
Ø price 100 days Ø volume 100 days (pcs.)	259.61 USD (0)
Ø price 250 days Ø volume 250 days (pcs.)	238.40 USD (0)
YTD High date	269.37 USD (2024/05/16)
YTD Low date	229.14 USD (2024/01/17)
52 Weeks High date	269.37 USD (2024/05/16)
52 Weeks Low date	207.87 USD (2023/10/27)

Composition

Name  ISIN	Price	Diff %  Diff +/-	Performance 	Date Time	Turnover Pc.  Turnover Money 
A2A SPA IT0001233417	1.8925	1.83% 0.03		24/07/17 12:09:18	4,566,292 8,582,460.00
BANCA MONTE DEI PASCHI DI... IT0005508921	4.995	0.54% 0.03		24/07/17 12:09:28	6,004,728 29,977,880.00
ELICA SPA IT0003404214	1.93	1.31% 0.03		24/07/17 12:09:36	13,824 26,546.00
FALCK RENEWABLES SPA IT0003198790	-	-% -		- -	- -
LEONARDO S.P.A. IT0003856405	23.27	-0.34% -0.08		24/07/17 12:09:27	624,043 14,489,863.00
RCS MEDIAGROUP NPV IT0004931496	0.762	0.00% 0.00		24/07/17 12:05:53	48,860 37,146.00
STELLANTIS N.V. NL00150001Q9	18.432	-0.32% -0.06		24/07/17 12:09:37	1,882,430 34,561,369.00
UNICREDIT SPA IT0005239360	37.83	1.10% 0.41		24/07/17 12:09:30	2,919,545 109,902,212.00
UNIPOLSAI ASSICURAZIONI S... IT0004827447	2.53	-% -		24/07/02 17:44:59	- -
WEBUILD S.P.A. IT0003865570	2.178	-0.64% -0.01		24/07/17 12:06:00	436,825 947,682.00