

## DOW JONES ITALY(EUR)

ISIN: **XC0006887647** WKN: -

## Overview

2024/05/03 23:44:40

Price

**256.32** USDDifference  -0.30% (-0.77)

## General attributes

ISIN XC0006887647

Symbol -

Country Italy

Instruments in index 10

Type of index -

Security type Index

## Market data

Open 257.09 USD

High 258.57 USD

Low 255.80 USD

Close (prev. day) 257.09 USD

Trading volume (m) -

Volume (pcs) -

## Top 5

Name 	Price	+ - (%) 	Trend 
RCS MEDIAG...	0.846	+2.67	
STELLANTIS...	20.33	+1.75	
LEONARDO S...	21.81	+1.30	
WEBUILD S...	2.326	+0.87	
ELICA SPA	1.92	+0.52	

Intraday 1W 1M 6m 1Y 3Y

## Flop 5

Name 	Price	+ - (%) 	Trend 
BANCA MONT...	4.545	-4.98	
UNICREDIT ...	34.195	-2.02	
A2A SPA	1.86	-1.14	
UNIPOLSAI ...	2.674	-0.15	

Intraday 1W 1M 6m 1Y 3Y

## Futures and Options

Related Futures -

5Y










Information about previous performance does not guarantee future performance.

Source: FactSet

## Recent research

## on market

Date	Headline	Download 
2024/05/03	 Week Ahead	
2024/05/02	 FX markets reflect uncertain interest rate outlook	
2024/04/30	 Credit Markets Weekly	
2024/04/26	 Week Ahead	
2024/04/26	 Global Equity Ratings	

Related Options

-

## Details

2024/05/03 23:44:40

Price

**256.32** USD

Difference

**-0.30%** (-0.77)

## General attributes

ISIN XC0006887647

Symbol -

Country Italy

Security type Index

Instruments in index 10

## Market data

Open 257.09 USD

High 258.57 USD

Low 255.80 USD

Close (prev. day) 257.09 USD

Trading volume (m) -

Volume (pcs) -

## Performance and Risk

	6m	1Y	3Y
Perf (%)	+17.20%	+25.36%	+37.14%
Perf (abs.)	+37.61	+51.86	+69.42
Beta	-	-	-
Volatility	10.34	12.73	18.80




Information about previous performance does not guarantee future performance.

Source: FactSet

## Price data

Ø price 5 days   Ø volume 5 days (pcs.)	257.77 USD (0)
Ø price 30 days   Ø volume 30 days (pcs.)	260.26 USD (0)
Ø price 100 days   Ø volume 100 days (pcs.)	246.66 USD (0)
Ø price 250 days   Ø volume 250 days (pcs.)	228.33 USD (0)
YTD High   date	266.06 USD (2024/03/29)
YTD Low   date	229.14 USD (2024/01/17)
52 Weeks High   date	266.06 USD (2024/03/29)
52 Weeks Low   date	198.51 USD (2023/05/31)

## Composition

Name  ISIN	Price	Diff %  Diff +/-	Performance 	Date Time	Turnover Pc.  Turnover Money 
A2A SPA IT0001233417	1.86	-1.14% -0.02		24/05/03 17:44:59	14,322,920 26,922,254.00
BANCA MONTE DEI PASCHI DI... IT0005508921	4.545	-4.98% -0.24		24/05/03 17:44:59	36,014,819 166,521,158.00
ELICA SPA IT0003404214	1.92	0.52% 0.01		24/05/03 17:44:59	22,720 43,441.00
FALCK RENEWABLES SPA IT0003198790	-	-% -		- -	- -
LEONARDO S.P.A. IT0003856405	21.81	1.30% 0.28		24/05/03 17:44:59	1,529,862 33,310,347.00
RCS MEDIAGROUP NPV IT0004931496	0.846	2.67% 0.02		24/05/03 17:44:59	430,092 360,620.00
STELLANTIS N.V. NL00150001Q9	20.33	1.75% 0.35		24/05/03 17:44:59	14,105,198 286,013,023.00
UNICREDIT SPA IT0005239360	34.195	-2.02% -0.71		24/05/03 17:44:59	8,554,215 293,806,259.00
UNIPOLSAI ASSICURAZIONI S... IT0004827447	2.674	-0.15% -0.00		24/05/03 17:44:59	7,155,044 19,140,346.00
WEBUILD S.P.A. IT0003865570	2.326	0.87% 0.02		24/05/03 17:44:59	1,206,905 2,824,211.00