

## DOW JONES ITALY(EUR)

ISIN: **XC0006887647** WKN: -

## Overview

2024/04/25 18:58:11

Price

**258.59** USDDifference  0.10% (0.25)

## General attributes

ISIN XC0006887647

Symbol -

Country Italy

Instruments in index 10

Type of index -

Security type Index

## Market data

Open 258.34 USD

High 261.43 USD

Low 257.05 USD

Close (prev. day) 258.34 USD

Trading volume (m) -

Volume (pcs) -

## Top 5

Name 	Price	+ - (%) 	Trend 
ELICA SPA	1.90	+1.88 	
BANCA MONT...	4.332	+0.56 	

Intraday 1W 1M 6m 1Y 3Y

## Flop 5

Name 	Price	+ - (%) 	Trend 
LEONARDO S...	21.42	-2.55 	
STELLANTIS...	22.89	-1.65 	
A2A SPA	1.7915	-1.32 	
RCS MEDIAG...	0.798	-1.24 	
WEBUILD S...	2.166	-1.01 	

Intraday 1W 1M 6m 1Y 3Y

## Futures and Options

Related Futures -

Related Options -

5Y



Information about previous performance does not guarantee future performance.

Source: FactSet

## Recent research

on market

Date	Headline	Download 
2024/04/24	 Credit Markets Weekly	
2024/04/19	 Week Ahead	
2024/04/17	 Credit Markets Weekly	
2024/04/12	 Week Ahead	
2024/04/11	 ECB on course to cut interest rates	

## Details

2024/04/25 18:58:11

Price

**258.59** USD

Difference



0.10% (0.25)

## General attributes

ISIN XC0006887647

Symbol -

Country Italy

Security type Index

Instruments in index 10

## Market data

Open 258.34 USD

High 261.43 USD

Low 257.05 USD

Close (prev. day) 258.34 USD

Trading volume (m) -

Volume (pcs) -

## Performance and Risk

	6m	1Y	3Y
Perf (%)	+24.06%	+24.39%	+39.93%
Perf (abs.)	+50.63	+51.19	+74.51
Beta	-	-	-
Volatility	10.40	12.72	18.82















Information about previous performance does not guarantee future performance.

Source: FactSet

## Price data

Ø price 5 days   Ø volume 5 days (pcs.)	259.25 USD (0)
Ø price 30 days   Ø volume 30 days (pcs.)	260.74 USD (0)
Ø price 100 days   Ø volume 100 days (pcs.)	244.80 USD (0)
Ø price 250 days   Ø volume 250 days (pcs.)	226.91 USD (0)
YTD High   date	266.06 USD (2024/03/29)
YTD Low   date	229.14 USD (2024/01/17)
52 Weeks High   date	266.06 USD (2024/03/29)
52 Weeks Low   date	198.51 USD (2023/05/31)

## Composition

Name  ISIN	Price	Diff %  Diff +/-	Performance 	Date Time	Turnover Pc.  Turnover Money 
A2A SPA IT0001233417	1.7915	-1.32% -0.02		24/04/25 17:44:59	13,586,580 24,458,716.00
BANCA MONTE DEI PASCHI DI... IT0005508921	4.332	0.56% 0.02		24/04/25 17:44:59	15,216,868 66,186,792.00
ELICA SPA IT0003404214	1.90	1.88% 0.04		24/04/25 17:44:59	7,287 13,759.00
FALCK RENEWABLES SPA IT0003198790	-	-% -		- -	- -
LEONARDO S.P.A. IT0003856405	21.42	-2.55% -0.56		24/04/25 17:44:59	4,483,720 95,476,267.00
RCS MEDIAGROUP NPV IT0004931496	0.798	-1.24% -0.01		24/04/25 17:44:59	75,271 60,520.00
STELLANTIS N.V. NL00150001Q9	22.89	-1.65% -0.39		24/04/25 17:44:59	10,823,572 250,033,355.00
UNICREDIT SPA IT0005239360	34.785	-0.57% -0.20		24/04/25 17:44:59	5,990,793 208,842,138.00
UNIPOLSAI ASSICURAZIONI S... IT0004827447	2.682	-0.37% -0.01		24/04/25 17:44:59	1,950,508 5,240,044.00
WEBUILD S.P.A. IT0003865570	2.166	-1.01% -0.02		24/04/25 17:44:59	1,555,736 3,386,239.00