

DOW JONES ITALY(EUR)

ISIN: **XC0006887647** WKN: -

Overview

2024/04/25 05:50:11	
Price	261.11 USD
Difference	▲ 1.07% (2.77)
General attributes	
ISIN	XC0006887647
Symbol	-
Country	Italy
Instruments in index	10
Type of index	-
Security type	Index
Market data	
Open	258.34 USD
High	263.00 USD
Low	254.59 USD
Close (prev. day)	258.34 USD
Trading volume (m)	-
Volume (pcs)	-
Futures and Options	
Related Futures	-
Related Options	-



Information about previous performance does not guarantee future performance.
Source: FactSet

Recent research

on market		
Date	Headline	Download
2024/04/24	Credit Markets Weekly	
2024/04/19	Week Ahead	
2024/04/17	Credit Markets Weekly	
2024/04/12	Week Ahead	
2024/04/11	ECB on course to cut interest rates	

Details

2024/04/25 05:50:11

Price

261.11 USD

Difference



1.07% (2.77)

General attributes

ISIN XC0006887647

Symbol -

Country Italy

Security type Index

Instruments in index 10

Market data

Open 258.34 USD

High 263.00 USD

Low 254.59 USD

Close (prev. day) 258.34 USD

Trading volume (m) -

Volume (pcs) -

Performance and Risk

	6m	1Y	3Y
Perf (%)	+24.06%	+24.39%	+39.93%
Perf (abs.)	+50.63	+51.19	+74.51
Beta	-	-	-
Volatility	10.40	12.72	18.82








Information about previous performance does not guarantee future performance.

Source: FactSet

Price data

Ø price 5 days Ø volume 5 days (pcs.)	259.25 USD (0)
Ø price 30 days Ø volume 30 days (pcs.)	260.74 USD (0)
Ø price 100 days Ø volume 100 days (pcs.)	244.80 USD (0)
Ø price 250 days Ø volume 250 days (pcs.)	226.91 USD (0)
YTD High date	266.06 USD (2024/03/29)
YTD Low date	229.14 USD (2024/01/17)
52 Weeks High date	266.06 USD (2024/03/29)
52 Weeks Low date	198.51 USD (2023/05/31)

Composition

Name  ISIN	Price	Diff %  Diff +/-	Performance 	Date Time	Turnover Pc.  Turnover Money 
A2A SPA IT0001233417	1.8155	0.00% 0.00		24/04/24 17:44:59	13,439,681 24,242,479.00
BANCA MONTE DEI PASCHI DI... IT0005508921	4.308	0.00% 0.00		24/04/24 17:44:59	23,312,184 101,445,212.00
ELICA SPA IT0003404214	1.865	0.00% 0.00		24/04/24 17:44:59	43,153 80,919.00
FALCK RENEWABLES SPA IT0003198790	-	-% -		- -	- -
LEONARDO S.P.A. IT0003856405	21.98	0.00% 0.00		24/04/24 17:44:59	2,281,830 50,410,800.00
RCS MEDIAGROUP NPV IT0004931496	0.808	0.00% 0.00		24/04/24 17:44:59	205,599 165,642.00
STELLANTIS N.V. NL00150001Q9	23.275	0.00% 0.00		24/04/24 17:44:59	9,249,350 215,921,379.00
UNICREDIT SPA IT0005239360	34.985	0.00% 0.00		24/04/24 17:44:59	7,781,459 273,982,436.00
UNIPOLSAI ASSICURAZIONI S... IT0004827447	2.692	0.00% 0.00		24/04/24 17:44:59	10,437,762 28,015,736.00
WEBUILD S.P.A. IT0003865570	2.188	0.00% 0.00		24/04/24 17:44:59	2,647,462 5,801,978.00