

DOW JONES ITALY(EUR)

ISIN: **XC0006887647** WKN: -

Overview

2024/04/19 23:50:09

Price

258.36 USDDifference  0.07% (0.18)

General attributes

ISIN XC0006887647

Symbol -

Country Italy

Instruments in index 10

Type of index -

Security type Index

Market data

Open 258.19 USD

High 258.51 USD

Low 255.02 USD

Close (prev. day) 258.18 USD

Trading volume (m) -




Volume (pcs) -

Top 5

Name 	Price	+ - (%) 	Trend 
ELICA SPA	1.885	+1.89 	
A2A SPA	1.7295	+1.38 	
UNICREDIT ...	35.275	+0.56 	

Intraday 1W 1M 6m 1Y 3Y

Flop 5

Name 	Price	+ - (%) 	Trend 
RCS MEDIAG...	0.778	-2.51 	
LEONARDO S...	21.68	-1.32 	
WEBUILD S...	2.246	-1.23 	
BANCA MONT...	4.163	-0.88 	
STELLANTIS...	24.23	-0.49 	

Intraday 1W 1M 6m 1Y 3Y

Futures and Options

Related Futures -

Related Options -

5Y



Information about previous performance does not guarantee future performance.

Source: FactSet

Recent research

on market

Date	Headline	Download 
2024/04/19	 Week Ahead	
2024/04/17	 Credit Markets Weekly	
2024/04/12	 Week Ahead	
2024/04/11	 ECB on course to cut interest rates	
2024/04/10	 Credit Markets Weekly	

Details

2024/04/19 23:50:09

Price

258.36 USD

Difference



0.07% (0.18)

General attributes

ISIN XC0006887647

Symbol -

Country Italy

Security type Index

Instruments in index 10

Market data

Open 258.19 USD

High 258.51 USD

Low 255.02 USD

Close (prev. day) 258.18 USD

Trading volume (m) -

Volume (pcs) -

Performance and Risk

	6m	1Y	3Y
Perf (%)	+22.10%	+21.36%	+36.85%
Perf (abs.)	+46.76	+45.47	+69.57
Beta	-	-	-
Volatility	10.15	12.66	18.78













Information about previous performance does not guarantee future performance.

Source: FactSet

Price data

Ø price 5 days Ø volume 5 days (pcs.)	257.36 USD (0)
Ø price 30 days Ø volume 30 days (pcs.)	260.44 USD (0)
Ø price 100 days Ø volume 100 days (pcs.)	243.90 USD (0)
Ø price 250 days Ø volume 250 days (pcs.)	226.29 USD (0)
YTD High date	266.06 USD (2024/03/29)
YTD Low date	229.14 USD (2024/01/17)
52 Weeks High date	266.06 USD (2024/03/29)
52 Weeks Low date	198.51 USD (2023/05/31)

Composition

Name  ISIN	Price	Diff %  Diff +/-	Performance 	Date Time	Turnover Pc.  Turnover Money 
A2A SPA IT0001233417	1.7295	1.38% 0.02		24/04/19 17:44:59	14,327,222 24,607,272.00
BANCA MONTE DEI PASCHI DI... IT0005508921	4.163	-0.88% -0.04		24/04/19 17:44:59	18,257,227 76,014,451.00
ELICA SPA IT0003404214	1.885	1.89% 0.04		24/04/19 17:44:59	11,979 22,525.00
FALCK RENEWABLES SPA IT0003198790	-	-% -		- -	- -
LEONARDO S.P.A. IT0003856405	21.68	-1.32% -0.29		24/04/19 17:44:59	2,606,955 57,051,253.00
RCS MEDIAGROUP NPV IT0004931496	0.778	-2.51% -0.02		24/04/19 17:44:59	595,555 466,846.00
STELLANTIS N.V. NL00150001Q9	24.23	-0.49% -0.12		24/04/19 17:44:59	8,589,822 207,036,895.00
UNICREDIT SPA IT0005239360	35.275	0.56% 0.20		24/04/19 17:44:59	11,171,373 390,685,389.00
UNIPOLSAI ASSICURAZIONI S... IT0004827447	2.688	0.00% 0.00		24/04/19 17:44:59	3,655,493 9,824,292.00
WEBUILD S.P.A. IT0003865570	2.246	-1.23% -0.03		24/04/19 17:44:59	2,063,800 4,632,079.00