

## DOW JONES ITALY(EUR)

ISIN: **XC0006887647** WKN: -

## Overview

2024/04/23 07:58:06

Price

**256.86** USDDifference  -0.57% (-1.48)

## General attributes

ISIN XC0006887647

Symbol -

Country Italy

Instruments in index 10

Type of index -

Security type Index

## Market data

Open 258.34 USD

High 258.72 USD

Low 254.59 USD

Close (prev. day) 258.34 USD

Trading volume (m) -

Volume (pcs) -

## Futures and Options

Related Futures -

Related Options -

5Y



Information about previous performance does not guarantee future performance.

Source: FactSet

## Recent research

on market

Date	Headline	Download
2024/04/19	 Week Ahead	
2024/04/17	 Credit Markets Weekly	
2024/04/12	 Week Ahead	
2024/04/11	 ECB on course to cut interest rates	
2024/04/10	 Credit Markets Weekly	

## Details

2024/04/23 07:58:06

Price

**256.86** USD

Difference

**-0.57%** (-1.48)

## General attributes

ISIN XC0006887647

Symbol -

Country Italy

Security type Index

Instruments in index 10

## Market data

Open 258.34 USD

High 258.72 USD

Low 254.59 USD

Close (prev. day) 258.34 USD

Trading volume (m) -

Volume (pcs) -

## Performance and Risk

	6m	1Y	3Y
Perf (%)	+23.03%	+21.46%	+37.66%
Perf (abs.)	+48.08	+45.38	+70.28
Beta	-	-	-
Volatility	10.17	12.67	18.80






Information about previous performance does not guarantee future performance.

Source: FactSet

## Price data

Ø price 5 days   Ø volume 5 days (pcs.)	256.93 USD (0)
Ø price 30 days   Ø volume 30 days (pcs.)	260.53 USD (0)
Ø price 100 days   Ø volume 100 days (pcs.)	244.18 USD (0)
Ø price 250 days   Ø volume 250 days (pcs.)	226.49 USD (0)
YTD High   date	266.06 USD (2024/03/29)
YTD Low   date	229.14 USD (2024/01/17)
52 Weeks High   date	266.06 USD (2024/03/29)
52 Weeks Low   date	198.51 USD (2023/05/31)

## Composition

Name  ISIN	Price	Diff %  Diff +/-	Performance 	Date Time	Turnover Pc.  Turnover Money 
A2A SPA IT0001233417	1.752	0.00% 0.00		24/04/22 17:44:59	15,615,210 27,173,107.00
BANCA MONTE DEI PASCHI DI... IT0005508921	4.29	0.00% 0.00		24/04/22 17:44:59	22,785,909 97,056,542.00
ELICA SPA IT0003404214	1.85	0.00% 0.00		24/04/22 17:44:59	44,764 83,124.00
FALCK RENEWABLES SPA IT0003198790	-	-% -		- -	- -
LEONARDO S.P.A. IT0003856405	21.75	0.00% 0.00		24/04/22 17:44:59	1,865,084 40,556,962.00
RCS MEDIAGROUP NPV IT0004931496	0.794	0.00% 0.00		24/04/22 17:44:59	134,503 105,942.00
STELLANTIS N.V. NL00150001Q9	23.135	0.00% 0.00		24/04/22 17:44:59	11,791,198 271,209,441.00
UNICREDIT SPA IT0005239360	34.13	0.00% 0.00		24/04/22 17:44:59	8,229,561 279,514,170.00
UNIPOLSAI ASSICURAZIONI S... IT0004827447	2.69	0.00% 0.00		24/04/22 17:44:59	2,661,018 7,155,545.00
WEBUILD S.P.A. IT0003865570	2.18	0.00% 0.00		24/04/22 17:44:59	4,314,681 9,439,780.00