

DOW JONES ITALY(EUR)

ISIN: **XC0006887647** WKN:

-

Overview

2020/08/14 03:44:51

Price

155.44 USDDifference  0.01% (0.02)

General attributes

ISIN XC0006887647

Symbol -

Country Italy

Instruments in index 10

Type of index -

Security type Index

Market data

Open 155.43 USD

High 155.69 USD

Low 155.41 USD

Close (prev. day) 155.42 USD

Trading volume (m) -

Volume (pcs) -

Top 5

| Name | Price | + - (%) | Trend |
|--------------|-------|---------|---|
| WEBUILD S... | 1.138 | +0.44 |  |

Intraday 1W 1M 6m 1Y 3Y

Flop 5

| Name | Price | + - (%) | Trend |
|-----------|-------|---------|---|
| ELICA SPA | 2.765 | -2.12 |  |

LEONARDO S... 6.14 -2.04 UNICREDIT ... 8.226 -1.60 FIAT CHRYS... 9.76 -1.47 A2A SPA 1.2945 -1.11 

Intraday 1W 1M 6m 1Y 3Y

Futures and Options

Related Futures -

Related Options -

5Y








Information about previous performance does not guarantee future performance.

Source: FactSet

Recent research

on market

| Date | Headline | Download |
|------------|---|----------|
| 2020/08/10 |  Fiscal package dispute endangers economic recovery... | |
| 2020/08/07 |  Week ahead US Congress should hurry | |
| 2020/08/03 |  Severe recession in Q2 - how rocky will the road a... | |
| 2020/07/31 |  Week ahead What is moving the dollar? | |
| 2020/07/31 |  Global Equity Ratings | |

Details

2020/08/14 03:44:51

Price

155.44 USD

Difference



0.01% (0.02)

General attributes

ISIN XC0006887647

Symbol -

Country Italy

Security type Index

Instruments in index 10

Market data

Open 155.43 USD

High 155.69 USD

Low 155.41 USD

Close (prev. day) 155.42 USD

Trading volume (m) -

Volume (pcs) -

Performance and Risk

| | 6m | 1Y | 3Y |
|-------------|---------|--------|--------|
| Perf (%) | -18.55% | -1.59% | -6.64% |
| Perf (abs.) | -35.40 | -2.51 | -11.06 |
| Beta | - | - | - |
| Volatility | 45.04 | 33.53 | 23.22 |



5Y

Information about previous performance does not guarantee future performance.
Source: FactSet

Price data

| | |
|---|-------------------------|
| Ø price 5 days Ø volume 5 days (pcs.) | 152.21 USD (0) |
| Ø price 30 days Ø volume 30 days (pcs.) | 152.75 USD (0) |
| Ø price 100 days Ø volume 100 days (pcs.) | 142.66 USD (0) |
| Ø price 250 days Ø volume 250 days (pcs.) | 160.38 USD (0) |
| YTD High date | 195.54 USD (2020/02/19) |
| YTD Low date | 109.16 USD (2020/03/16) |
| 52 Weeks High date | 195.54 USD (2020/02/19) |
| 52 Weeks Low date | 109.16 USD (2020/03/16) |

Composition

| Name  ISIN | Price | Diff %  Diff +/- | Performance  | Date Time | Turnover Pc.  Turnover Money  |
|--|--------|--|---|----------------------|--|
| A2A SPA IT0001233417 | 1.2945 | -1.11% -0.01 | | 20/08/13 17:35:43 | 8,181,763 10,654,495.00 |
| BANCA MONTE DEI PASCHI DI... IT0005218752 | 1.48 | -0.14% -0.00 | | 20/08/13 17:35:54 | 2,295,263 3,408,124.00 |
| ELICA SPA IT0003404214 | 2.765 | -2.12% -0.06 | | 20/08/13 17:40:33 | 95,187 264,336.00 |
| FALCK RENEWABLES EUR1 IT0003198790 | 5.435 | -0.37% -0.02 | | 20/08/13 17:35:14 | 891,356 4,804,854.00 |
| FIAT CHRYSLER AUTOMOBILES... NL0010877643 | 9.76 | -1.47% -0.15 | | 20/08/13 17:41:33 | 5,580,489 54,856,996.00 |
| LEONARDO S.P.A. IT0003856405 | 6.14 | -2.04% -0.13 | | 20/08/13 17:39:28 | 3,094,436 19,167,255.00 |
| RCS MEDIAGROUP NPV IT0004931496 | 0.612 | 0.00% 0.00 | | 20/08/13 17:35:29 | 126,519 76,995.00 |
| UNICREDIT SPA IT0005239360 | 8.226 | -1.60% -0.13 | | 20/08/13 17:37:39 | 12,020,784 99,438,229.00 |
| UNIPOLSAI ASSICURAZIONI S... IT0004827447 | 2.412 | -0.41% -0.01 | | 20/08/13 17:35:29 | 2,138,791 5,179,295.00 |
| WEBUILD S.P.A. IT0003865570 | 1.138 | 0.44% 0.01 | | 20/08/13 17:35:18 | 1,092,249 1,245,208.00 |